For more job news visit : www.kpscvaani.com

राष्ट्रीय परीक्षा एजेंसी
National Testing Agency
Excellence In Assessment

UGC - NET

UNIVERSITY GRANTS COMMISSION–NATIONAL ELIGIBILITY TEST

JUNE - 2024











011-69227700
www.nta.ac.in
ugcnet.nta.ac.in

For more job news visit : www.kpscvaani.com

National Testing Agency

Vision

The right candidates joining best institutions will give India her demographic dividend.

Mission

To improve equity and quality in education by administering research based valid, reliable, efficient, transparent, fair and international level assessments. The best subject matter experts, psychometricians and IT delivery and security professionals will ensure that the current gap in existing assessment systems are properly identified and bridged.

Core Values

NTA will create a system which will promote teaching (by teachers), learning (by students) and assessment (by parents and institutions). NTA strongly believes in quality, efficiency, effectiveness, equity and security of assessments. To practice these values, NTA will constantly engage with its stakeholders, viz. students, parents, teachers, experts and partner institutions.

For more job news visit : www.kpscvaani.com

राष्ट्रीय परीक्षा एजेंसी
National Testing Agency
Excellence In Assessment

S. No.	Description	Page No.
-	Important Information and Dates at A Glance	2
-	Introduction	4
1	About National Testing Agency (NTA)	4
2	About University Grants Commission (UGC)	4
3	University Grants Commission – National Eligibility Test (UGC-NET)	4
4	UGC-NET June 2024	5
	4.1 Mode of Examination	5
	4.2 Pattern of Examination	5
	4.3 Subject and Syllabus of Test	5
	4.4 Medium of Question Paper	5
	4.5 Marking Scheme	5
5	Eligibility Criteria for UGC-NET June 2024	5
	5.1. Qualifying Examination	5 – 6
	5.2. Instructions	6
	5.3. Exemption (Eligibility for Assistant Professor)	7
	5.4. Age Limit and Relaxation	7
6	Reservations	7
7	Provisions Relating to Persons with Disability (PwD)	7
	7.1. (A) Guidelines For Conducting Written Examination for Persons with Benchmark Disabilities Above 40% Vide Letter Dated 29 August 2018 from Ministry of Social Justice and Empowerment	7 – 8
	7.1 (B) Guidelines for Conducting Written Examination for Persons with Specified Disabilities Covered Under the Definition of Section 2(S) Of the Rpwd Act, 2016 But Not Covered Under the Definition of Section 2(R) of the Said Act, I.E. Persons Having Less Than 40% Disability and Having Difficulty in Writing	8
8	Registration And Application Process	9 – 11
9	Admit Card for UGC - NET June 2024	11 – 12
10	Unfair Means Practices and Breach of Examination Rules	12 – 13
11	Display of Provisional Answer Key for Challenges	13
12	Display of Recorded Responses	13
13	Procedure and Criteria for Declaration of Result	13
14	Normalization Procedure (Appendix – VI)	14
15	Re-Evaluation/Re-Checking of Result	14
16	Query Redressal System	14
	a. Correspondence With NTA	14
17	NTA Weeding Out Rules	14
18	Legal Jurisdiction	14
Annexure - I	Certificate For Persons with A Disability Under Rpwd Act, 2016 Having Less Than 40% Disability	15
Annexure – II	Letter of Undertaking for Using Own Scribe	16
Appendix – I	Procedure For Online Payment of Fee and Helpline for Payment Related Queries	17 – 18
Appendix – II	List of NET Subjects and their Codes	19 – 20
Appendix – III	List of Subjects at Post Graduation Level and their Codes	21
Appendix – IV	List of Post - Graduation Courses and their Codes	22
Appendix – V	List of States/ Union Territories and their Codes	23
Appendix – VI	Procedure to be Adopted for Compilation of NTA Scores for Multi Session Papers (Normalization Procedure Based on Percentile Score)	24 – 25
Appendix – VII	List of Exam Cities/ Centres of UGC - NET June 2024	26 – 38
Appendix – VIII	Registration form replica	39 - 51

For more job news visit : www.kpscvaani.com

राष्ट्रीय परीक्षा एजेंसी
National Testing Agency
Excellence In Assessment

IMPORTANT INFORMATION AND DATES AT A GLANCE
(Please refer to Information Bulletin for details)

Dates, Fee Details and Application Procedure:

EVENTS	DATES
Online registration and submission of Application Form (complete in all respect) through NTA Website: https://ugcnet.nta.ac.in/	20th April 2024 to 10th May 2024
Last date for successful transaction of Examination fee (through Credit Card/ Debit Card/Net Banking/UPI Payment Modes	11th May 2024 to 12th May 2024 (up to 11:50pm)
Fee Payable for UGC – NET June 2024 (Pay fee using the Payment Gateway(s) integrated to the Online Application through Net Banking Debit Card / Credit Card / UPI)	
General/Unreserved	Rs. 1150/-
Gen-EWS*/ OBC-NCL**	Rs. 600/-
Scheduled Caste (SC) / Scheduled Tribes (ST) / Person with Disability (PwD)	Rs. 325/-
Third gender	
Applicable service/processing charges & GST over and above the Examination Fee, are to be Paid by the candidate to the concerned Bank/ Payment Gateway Integrator. For details,Appendix -I may be referred to.	
Correction in the Particulars of Application Form online only	13th May 2024 to 15th May 2024
Intimation of Cities of exam centres	To be Intimated Later
Downloading of Admit Card by the Candidate from NTA Website	To be Intimated Later
Dates of Examination	16 June 2024
Duration of Examination	180 minutes (03 hours) No break between Paper 1 & Paper 2
Timing of Examination	To be Intimated Later
Exam Centre, Date and Shift	As indicated on the Admit Card
Display of Recorded Responses and Provisional AnswerKeys on the Website for inviting challenge(s) from Interested candidates.	To be announced later on website
Declaration of Result on NTA website	To be Intimated Later
Website(s)	www.nta.ac.in , https://ugcnet.nta.ac.in/;

**As per the OM No. 20013/01/2018-BC-II dated January 17, 2019 issued by the Ministry of Social Justice and Empowerment and the OM No. 12-4/2019-U1 dated 17.01.2019 as well as the Letters No 35-2/2019- dated 21.01.2019, 01.02.2019, 04.02.2019 and 15.02.2019 of MHRD Department of Higher Education regarding implementation of reservation for Economically Weaker Sections (EWSs) for admission in CentralEducational Institutions.*
***OBC (Other Backward Classes)-NCL (Non-Creamy Layer) as per the central list of Other Backward Classes available on National Commission for Backward Classes (NCBC- Government of India website www.ncbc.nic.in).*
The candidates falling in this list may mention OBC in the Category Column.
*State list OBC Candidates who are not in OBC-NCL (Central List) **must** choose **General**.*

a. Candidate must read carefully the Instructions (including how to fill up Application Form online) given in the Information Bulletin available on the NTA Website. Candidates not complying with the Instructions shall be summarily disqualified.

b. Candidate can apply for **UGC - NET June 2024 through "Online" mode only**. **The Application Form in any other mode will not be accepted.**

c. **Instructions for filling Online Application Form:**

- Download Information Bulletin and Replica of Application Form. Read these carefully to ensure your eligibility.
- **Follow the steps given below to Apply Online:**
  Step-1: Apply for Online Registration using own Email Id and Mobile No.
  Step-2: Fill in the Online Application Form and note down the system generated Application Number. Upload scanned images of: (i) a recent photograph (file size 10KB – 200KB) either in colour or black & white with 80% face (without mask) visible including ears against white background; (ii) candidate's signature (file size: 4KB – 30KB)
  Step-3: Pay fee using **SBI/CANARA/ICICI/HDFC Bank/ Debit Card/Credit Card/UPI** and keep proof of fee paid.
- Download, save and print a copy of Confirmation Page of the Application Form (which would be downloadable only after successful remittance of fee) for future reference.
- All the 3 Steps can be done together or at separate timings. The submission of Application of a candidate could be considered as successful and his/her candidature would be confirmed only on the successful transaction/receipt of the prescribed application fee from him/her.

For more job news visit : www.kpscvaani.com

d. The Confirmation Page of the online Application Form will be generated only after successful payment by the Candidate.
   - In case the Confirmation Page is not generated after payment of fee, then the candidate should approach the concerned Bank/Payment Gateway (in the helpline no. and email given in **Appendix- I** of the Information Bulletin) for ensuring the successful payment or for obtaining the refund of duplicate / multiple payments.
   - However, if inspite of above action payment has not been successfully made it means that the transaction has not been completed and the amount not reflected in the NTA account. Such amount will be refunded to concerned Credit/Debit Card/UPI within a reasonable time. Therefore, such candidates have to pay the fee once again and ensure the OK fee status.

e. Candidates shall ensure that the information entered by them in their respective online Application Forms is correct.

f. Information provided by the candidates in their respective online Application Forms, like, name of candidate, contact/ address details, category, PwD status, educational qualification details, date of birth, choice of exam cities, etc. will be treated as final. Any request for change in such particulars after the closure of correction period will not be considered by NTA under any circumstances.

g. NTA does not edit /modify/alter any information entered by the candidates under any circumstances. Any request for change in information after submission of Application Form will not be entertained. Therefore, candidates are advised to exercise utmost caution for filling up correct details in the Application Form.

h. NTA disclaims any liability that may arise to a candidate(s) due to incorrect information provided by him/her in his/her online Application Form.

i. Candidates must ensure that their email address and mobile number to be registered in their online Application Form are their own, as relevant/important information/ communication will be sent by NTA through e-mail on the registered e-mail address and / or through SMS on registered mobile number only. NTA shall not be responsible for any non-communication / miscommunication with a candidate in the email address or mobile number given by him/her other than his/her own.
   Candidates are advised to visit the NTA Website and check their e-mails regularly for latest updates.

j. Candidates are also requested to download and install the **SANDES application** as a secondary channel to receive time-to-time notifications from NTA.
   SANDES APP can be downloaded and installed on Mobile Device by following the below-listed steps:
   - Visit the Google Play Store on your Mobile Device.
   - Search for the "Sandes App" in the search bar.
   - It then displays the app in the play store.
   - Click on Install, and then the app gets downloaded to your mobile device.
   - Now, mobile users can enjoy the services of the Sandes Mobile App.

k. Candidates shall appear at their own cost at the Examination Centre on the Date, Shift and time indicated on their Admit Cards issued by the NTA in due course through its Website.

Notes:

i. The final submission of Online Application Form will remain incomplete if Step-2 and step-3 are not completed. Such forms will stand rejected and no correspondence on this account will be entertained.
ii. No request for refund of fee once remitted by the candidate will be entertained by NTA under any circumstances.
iii. NTA is facilitating all candidates with an additional platform of UMANG and DigiLocker to download their documents like Confirmation Page, Admit Card, Score Cards, etc. Instruction will be provided in subsequent phases. Candidates are advised to visit the NTA Website and check their e-mails regularly for the latest updates.
iv. The entire application process for **UGC - NET June 2024** is online, including uploading of scanned images, payment of fees, and printing of confirmation page, admit card, etc. Therefore, candidates are not required to send/submit any document(s) including confirmation page to NTA through Post/ Fax/WhatsApp/Email/by Hand.
v. Usage of Data and Information: NTA/Government of India can use the data provided by the End Users (test taker in this case) for internal purpose(s) including training, research and development, analysis and other permissible purpose(s). However, this information is not for use by any third party or private agency for any other use.

Brief Advisory:

Candidates are advised to carry only the following with them into the Examination venue:

a) Admit Card along with Self Declaration (Undertaking) downloaded from the NTA Website (a clear printout on A4 size paper) duly filled in.
b) A simple transparent Ball Point Pen.
c) Additional photograph, to be pasted on Attendance Sheet
d) Personal hand sanitizer (50 ml).
e) Personal transparent water bottle.
f) ID Proof

Notes:

1. Candidate shall ensure that the information (like, his/her name. mother's name, father's name, gender, date of birth, category, PwD status, mobile number, email address, photograph and signature, choice of cities for exam centre, etc.) provided by them in their online Application Form are correct and of their own. **Candidates are advised to exercise utmost care for filling up correct details in the Application Form**. Any request for change in the particulars after the closure of correction period will not be considered by NTA under any circumstances. **Corrections sent by the candidate through Post/ Fax/WhatsApp/Email/by Hand will not be entertained by NTA**.
2. In case it is found at any time in future that the Candidate has used / uploaded the photograph and signature of someone else in his/ her Application Form / Admit Card or he/she has tampered his/her Admit Card / result, these acts of the candidate shall be treated as Unfair Means (UFM) Practices on his/her part and he/she shall be proceeded with the actions as contemplated under the provisions of the Information Bulletin relating to Unfair Means Practices. Candidates are NOT allowed to carry Instruments, Geometry or Pencil box, Handbag, Purse, any kind of Paper/ Stationery/ Textual material (printed or written material), Eatables (loose or packed), Mobile Phone/ Earphone/ Microphone/ Pager, Calculator, Docu Pen, Slide Rules, Log Tables, Camera, Tape Recorder, Electronic Watches with facilities of calculator, any metallic item or electronic gadgets/ devices in the Examination Hall/Room. Smoking, chewing gutka, spitting etc. in the Examination Room/Hall is strictly prohibited.

   If any candidate is in possession of any of the above item, his/ her candidature will be treated as unfair means and lead to cancellation of the current Examination & also debar the candidate for future examination(s) & the material will be seized.

For more job news visit : www.kpscvaani.com

राष्ट्रीय परीक्षा एजेंसी
National Testing Agency
Excellence In Assessment

University Grants Commission - National Eligibility Test June 2024

Introduction

1. About National Testing Agency (NTA)

The Ministry of Education (MoE), Government of India (GOI) has established the National Testing Agency (NTA) as an independent, autonomous, and self-sustained premier testing organization under the Societies Registration Act (1860) for conducting efficient, transparent and international standards tests in order to assess the competency of candidates for admissions to premier higher education institutions.

The NTA has been entrusted by the University Grants Commission (UGC) with the task of conducting UGC-NET which is a test to determine the eligibility of Indian nationals for 'award of Junior Research Fellowship and appointment as Assistant Professor', 'appointment as Assistant Professor and admission to Ph.D.' and 'admission to Ph.D. only' in Indian universities and colleges.

2. About University Grants Commission (UGC)

The University Grant Commission (UGC) is a Statuary Body of Government of India, Ministry of Education, Department of Higher Education, constituted under the University Grants Commission Act, 1956, vested with two responsibilities: that of providing funds and that of coordination, determination and maintenance of standards in institutions of higher education. The UGC`s mandate includes:

- Promoting and coordinating university education.
- Determining and maintaining standards of teaching, examination and research in universities.
- Framing regulations on minimum standards of education.
- Monitoring developments in the field of collegiate and university education; disbursing grants to the universities and colleges.
- Serving as a vital link between the Union and state governments and institutions of higher learning.
- Advising the Central and State governments on the measures necessary for improvement of university education.

3. University Grants Commission – National Eligibility Test (UGC – NET)

3.1 UGC-NET is a test to determine the eligibility of Indian nationals for 'award of Junior Research Fellowship and appointment as Assistant Professor', 'appointment as Assistant Professor and admission to Ph.D.' and 'admission to Ph.D. only' in Indian universities and colleges.

- The candidates qualifying under the 'appointment as Assistant Professor and admission to Ph.D.' category will be eligible for appointment as Assistant Professor and admission to Ph.D. but not for the award of JRF.
- The candidates qualifying under the 'admission to Ph.D. only' category will be eligible for admission to Ph.D. only but not for the award of JRF and/or appointment as Assistant Professor.

- The eligibility will be determined in the following manner:

Qualified for	Eligible for		
	JRF	Assistant Professor	Ph.D. admission
Category-1 Award of JRF and appointment as Assistant Professor	Yes	Yes	Yes
Category-2 Appointment as Assistant Professor and admission to Ph.D.	No	Yes	Yes
Category-3 Admission to Ph.D. only	No	No	Yes

- The JRF-qualified candidates are admitted into the Ph.D. programme based on an interview as per the UGC (Minimum Standards and Procedures for Award of Ph.D. Degree) Regulations, 2022.
- UGC NET under category-2 category-3 can be used as an entrance test for Ph.D. admission in place of entrance tests conducted by the different universities/HEIs for admission to Ph.D.
- For candidates qualified under the category-2 and category-3, the marks obtained in the NET will have 70% weightage and 30% weightage will be based on the performance in the interview/viva voce conducted by the University/HEI concerned. The Ph.D. admission will be based on the combined merit of NET marks and the marks obtained in the interview/viva voce.
- For admission to Ph.D., the marks obtained in the NET by the candidates in category-2 and category-3 will be valid for a period of one year from the date of declaration of the result of UGC-NET.
- The result of NET will be declared in percentile along with the marks obtained by a candidate to utilize the marks for admission to Ph.D.
- The number of candidates who will be qualified for 'admission to the Ph.D. only' will be decided by the results committee.

3.2 The selection of candidates for the following Fellowships will be made through the Ministry of Social Justice and Empowerment:

- National Fellowship for Scheduled Caste Students (NFSC)

For more job news visit : www.kpscvaani.com

- National Fellowship for Other Backward Classes (NFOBC)
- National Fellowship for Persons with Disabilities (NFPwD)

Candidates aspiring for the Fellowships listed above, shall also have to apply for the Test.

4. UGC – NET June 2024

The UGC - NET June 2024 will be conducted in OMR Based mode as per the time schedule specified in the Information at a glance, in the Subjects given at **Appendix -II** in selected Cities spread across the Country (**Appendix -VII**).

4.1 Mode of Examination

The Examination shall be conducted in OMR Based mode only.

4.2 Pattern of Examination

The Test will consist of two papers. Both the papers will consist of objective type, multiple choice questions. There will be no break between papers.

Paper	Marks	Number of Questions	MCQ	Total duration
I	100	50	The questions in Paper I intends toassess the teaching/ research aptitude of the candidate. It will primarily be designed to test reasoning ability, reading comprehension, divergent thinking and general awareness of the Candidate.	03 hours (180 minutes) without any break. **All the questions are compulsory.**
II	200	100	This is based on the subject selected by the candidate and will assess domain knowledge.	

4.3 Subject and Syllabus of Test

The List of Subjects and their Codes for UGC - NET June 2024 are given **at Appendix -II.**

Syllabus for all NET Subjects can be downloaded from the UGC website: https://www.ugcnetonline.in/syllabus-new.php.**The National Testing Agency will not provide the copy of syllabus to any candidate.**

4.4 Medium of Question Paper

(i) The medium of Question Paper shall be in English & Hindi only, except language papers.
(ii) Option for medium of Question Paper should be carefully chosen by the Candidate, while filling the Application Form online. The option once exercised cannot be changed.
(iii) Candidates are required to answer in the medium as per option exercised in the Application Form.
(iv) In case of any ambiguity in translation/construction of a question in the exam, **its English version shall be treated as final and the decision of NTA shall be final in this regard.**

4.5 Marking Scheme

(a) Each question carries 02 (two) marks.
(b) For each correct response, candidate will get 02 (two) marks.
(c) There is no negative marking for incorrect response.
(d) No marks will be given for questions un-answered/un-attempted/marked for Review.
(e) To answer a question, the candidate needs to choose one option as correct option.
(f) If a question is found to be incorrect/ambiguous or has multiple correct answers, only those candidates who have attempted the question and chosen one of the correct answers would be given the credit.
(g) If a question is found to be incorrect and the Question is dropped, then two marks (+2) will be awarded to only to those candidates who have attempted the question. The reason could be due to human error or technical error. **Since, there is no negative marking, candidate needs to choose one most appropriate option as correct answer.**

5. Eligibility Criteria for UGC – NET June 2024

5.1 Qualifying Examination:

(a) General/Unreserved/General-EWS candidates who have secured at least 55% marks (without rounding off) in Master's Degree or equivalent examination from universities/institutions recognized by UGC (available on the website: **www.ugc.ac.in** in Humanities and Social Science (including languages), Computer Science and Applications, Electronic Science etc. are eligible for this Test. List of subjects at Post Graduation level is attached as **Appendix -III.** The Other Backward Classes (OBC) belonging to Non-Creamy Layer/Scheduled Caste (SC)/Scheduled Tribe (ST)/Persons with Disability (PwD)/Third gender category candidates who have secured at least 50% marks (without rounding off) in Master's degree or equivalent examination are eligible for this Test.
(b) Candidates who are pursuing their Master's degree or equivalent course or candidates who have appeared for their qualifying Master's degree (final year) examination and whose result is still awaited or candidates whose qualifying examinations have been delayed may also apply for this test. However, such candidates will be admitted provisionally and shall be considered eligible for award of JRF/eligibility for Assistant Professor only after they have passed their Master's Degree or equivalent examination with at least 55% marks (50% marks in case of OBC-NCL/ SC / ST / PwD / Third gender category candidates). Such candidates must complete their Master's degree or equivalent examination within two years from the date of NET result with required percentage of marks, failing which they shall be treated as disqualified.

For more job news visit : www.kpscvaani.com

However, those candidates who qualify for 'Admission to Ph.D. Only' must complete their Master's degree or equivalent examination within one year from the date of NET result with required percentage of marks, failing which they shall be treated as disqualified.

(c) Candidates belonging to the Third gender category are eligible to draw the same relaxation in fee, age and Eligibility Criteria for NET (i.e. JRF and Assistant Professor) as are available to SC/ST/PwD categories. The subject-wise qualifying cut-offs for this category would be the lowest among those for SC / ST / PwD / OBC–NCL / General-EWS categories in the corresponding subject.

(d) The Ph.D. degree holders whose Master's level examinations have been completed by 19 September 1991 (irrespective of date of declaration of result) shall be eligible for a relaxation of 5% in aggregate marks (i.e. from 55% to 50%) for appearing in NET. The list of Post – Graduation courses and their codes is given at **Appendix -IV**.

(e) Candidates are advised to appear in the subject of their Post – Graduation only. The candidates whose Post Graduation subject is not covered in the list of NET subjects attached as **Appendix -II**, may appear in a related subject.

(f) Candidates are neither required to send any certificates/documents in support of their eligibility nor printout of their Application Form or Confirmation Page to NTA. However, the candidates, in their own interest, must ensure themselves about their eligibility for the test. In the event of any ineligibility being detected by the UGC/NTA at any stage, their candidature will be cancelled, and they shall be liable for legal action. NTA does not verify the information provided by the candidates during online registration and hence candidature will be purely provisional subject to the fulfillment of eligibility criteria.

(g) Candidates with post-graduate diploma/certificate awarded by Indian University/ Institute or foreign degree/diploma/certificate awarded by the foreign University/ institute should in their own interest, ascertain the equivalence of their diploma/degree/ certificate with Master's degree of recognized Indian universities from Association of Indian Universities (AIU), New Delhi (www.aiu.ac.in) and for the Law students, they have to ascertain their equivalence from Bar council of India.

(h) The candidates having passed a 4-year/8-semester bachelor's degree programme should have a minimum of 75% marks in aggregate or its equivalent grade on a point scale wherever the grading system is followed. A relaxation of 5% marks or its equivalent grade may be allowed for those belonging to SC/ST/OBC (non-creamy layer)/Differently-Abled, Economically Weaker Section (EWS) and other categories of candidates as per the decision of the Commission from time to time (refer to University Grants Commission (Minimum Standards and Procedures for Award of Ph.D. Degree) Regulations, 2022 *https://www.ugc.gov.in/pdfnews/0909572_Minimum-Standards-and-Procedure-for-Award-of-PhD-Degree.pdf*)

The candidates qualifying in the NET, based on a four-year undergraduate degree, will be eligible for the award of the Junior Research Fellowship (JRF) and for admission to the Ph.D.

The candidates qualifying in the NET, based on a four-year undergraduate degree, will not be eligible for appointment as Assistant Professor.

(i) The candidates who are pursuing Four Year/8 Semester Bachelor's Degree Programme and are in their last semester/year may also apply for the test. However, such candidates will be admitted provisionally and shall be considered eligible for the award of JRF/admission to Ph.D. only after fulfilling the requirements contained in the University Grants Commission (Minimum Standards and Procedures for Award of Ph.D. Degree) Regulations, 2022 within two years (if qualified for award of JRF)/within one year (if qualified for admission to Ph.D. only) from the date of declaration of the NET result, failing which they shall be treated as disqualified.

(j) The candidates with a Four-Year Bachelor's Degree Programme are allowed to appear in a subject (the List of Subjects and their Codes for UGC - NET June 2024 are given at **Appendix-II**) in which they want to pursue a Ph.D. irrespective of the discipline in which they have obtained the four-year bachelor's degree.

5.2 Instructions

(i) The eligibility in NET will depend on the performance of the candidate in both the papers of UGC-NET in aggregate. However, the candidates qualifying exclusively for 'Assistant Professor and admission to Ph.D.' or for 'admission to Ph.D. only' will not be considered for the award of JRF.

Candidates appearing in UGC-NET should thoughtfully select the various options available in the Application Form. Candidates who qualify the Test for eligibility for Assistant Professor will be governed by the rules and regulations for recruitment of Assistant Professor of the concerned Universities / Colleges/ State governments, as the case may be.

(ii) The candidates who qualify for the award of JRF are eligible to pursue research in the subject of their post-graduation or in a related subject and are also eligible for Assistant Professor. The universities, institutions, IITs and other national organizations may select the JRF awardees for full time research work in accordance with the procedure prescribed by them.

(iii) Junior Research Fellowship: Candidates qualifying for the award of JRF will be eligible to receive fellowship of UGC under various schemes, subject to their finding placement in universities/IITs/Institutions. The validity period of the offer will be three years w.e.f. the date of issue of JRF Award Letter. However, for those candidates who have already joined Ph.D., the date of commencement of Fellowship shall be from the date of declaration of NET result or date of their joining, whichever is later.

(iv) The National Fellowship for Scheduled Caste Students (NFSC) and National Fellowship for Other Backward Classes (NFOBC) shall be governed by the guidelines available on the official websites of the concerned Ministries.

For more job news visit : www.kpscvaani.com

5.3 Exemption (Eligibility for Assistant Professor)

(i) NET/SET/SLET shall remain the minimum eligibility condition for recruitment and appointment of Assistant Professors in Universities/Colleges/ Institutions. In this regard, exemption from NET/SET/SLET will be governed by UGC regulations and amendments notified in the Gazette of India from time to time.

(ii) The candidates who have passed the UGC/CSIR/ JRF examination prior to 1989 are also exempted from appearing in NET.

(iii) For SET Candidates: The candidates who have cleared the States Eligibility Test (SET) accredited by UGC for Assistant Professor held prior to 01st June 2002, are exempted from appearing in NET, and are eligible to apply for Assistant Professor anywhere in India. For SET held from 1st June 2002 onwards, the qualified candidates are eligible to apply for the post of Assistant Professor only in the universities/colleges situated in the State from where they have cleared their SET.

5.4 Age Limit and Relaxation

(i) JRF: Not more than 30 years as on 01st day of the month in which the examination is concluded i.e. 01.06.2024.
A relaxation of upto 5 years is provided to the candidates belonging to OBC-NCL (as per the Central list of OBC available on website: www.ncbc.nic.in) /SC/ST/PwD/Third gender categories and to women applicants. Relaxation will also be provided to the candidates with research experience, limited to the period spent on research in the relevant / related subject of post-graduation degree, subject to a maximum of 5 years, on production of a certificate from appropriate authority, which should be a recognized Indian university / Institute of National Importance / foreign university which is duly approved / recognized / accredited in its own Country / Public Sector Undertaking of Government of India / State Government in India. The research should not have been carried out towards completion of graduation or post-graduation degree(s). Three years' relaxation in age will be permissible to the candidates with L.L.M. degree. A relaxation of upto 5 years is provided to the candidates who have served in the armed forces subject to the length of service in the armed forces upto the first day of the month in which the concerned UGC-NET is, conducted, **i.e., 01.06.2024.** Total age relaxation on the above ground(s) shall not exceed five years under any circumstances.

(ii) Assistant Professor: There is no upper age limit in applying for UGC-NET for Assistant Professor.

(iii) Admission to PhD: There is no upper age limit in applying for UGC-NET for Admission to PhD.

6. Reservations

Reservation Policy of the Government of India is applicable to UGC-NET. According to this, in the Central Universities and Institutions which are deemed to be Universities, the reservation of seats shall be as follows:

i. **15%** of the seats for Scheduled Caste (SC) candidates.
ii. **7.5%** of seats Scheduled Tribe (ST) candidates.
iii. **27%** of the seats for Other Backward Classes (OBC) Non-Creamy Layer (NCL) candidates as per the Central List
iv. **10%** of the seats **for General-Economically Weaker Sections (General- EWS)** candidates.
v. **05%** of the seats in the above mentioned categories for Persons with Disabilities (PwD) with 40% or more disability.

Notes:

1. The benefit of reservation for admission to Central Educational Institutions (CEIs) shall be given only to those classes/castes/tribes which are in the respective CentralList published by the Government of India from time to time.
2. ***Other Backward Classes - Non-Creamy Layer (OBC–NCL)*** *are as per the Central listof Other Backward Classes available on National Commission for Backward Classes(NCBC), Government of India website www.ncbc.nic.in Thus, the candidates falling inthis list may mention OBC in the Category Column. State list OBC Candidates who are not in OBC-NCL (Central List) must not choose OBC-NCL.*
3. **Economically Weaker Section (EWS) -**This provision would be regulated as per theOM No. 20013/01/2018-BC-II dated January 17, 2019 issued by the Ministry of SocialJustice and Empowerment and the OM No. 12-4/2019-U1 dated 17.01.2019 as well as the Letters No 35-2/2019-T.S.I dated 21.01.2019, 01.02.2019, 04.02.2019 and 15.02.2019 of MHRD Department of Higher Education regarding implementation of reservation for Economically Weaker Section (EWS) for admission in Central Educational Institutions (CEIs).

7. Provisions relating to Persons with Disability (PwD)

(a) Guidelines for conducting written examination for Persons with Benchmark Disabilities above 40% vide letter dated 29 August 2018 from Ministry of Social Justice and Empowerment

Provisions relating to Persons with Disability (PwD):
As per Section 2(t) of the RPwD Act, "Persons with Disability (PwD)" means a person with long-term physical, mental, intellectual, or sensory impairment which, in interaction with barriers, hinders his full and effective participation in society equally with others.
According to Section 2(r) of the RPwD Act, 2016, "persons with benchmark disabilities" means a person with not less than forty percent (40%) of a specified disability where specified disability has not been defined in measurable terms and includes a person with disability where specified disability has been defined in measurable terms, as certified by the certifying authority.
Facilities for PwD candidates to appear in the exam.
As per the guidelines issued by the Department of Empowerment of Persons with Disabilities (Divyangjan) under the Ministry of Social Justice and Empowerment issued from time to time on the subject: "Written Examination for Persons with Benchmark

For more job news visit : www.kpscvaani.com

Disabilities", for the candidate with one of the benchmark disabilities [as defined in Section 2(r) of RPwD Act, 2016], holding a Disability Certificate in the prescribed format in the Rights of Person with Disabilities Rules , 2017 (https://upload.indiacode.nic.in/showfile?actid=AC_CEN_25_54_00002_201649_1517807328299&type=rule&filename=Rules_notified_15.06.pdf).

a. The facility of Scribe, in case he/she has a physical limitation, and a scribe is essential to write the examination on his/her behalf, being so certified in the aforesaid format by a CMO / Civil Surgeon/ Medical Superintendent of a Government Health Care Institution.
b. Compensatory time of one hour for examination of three hours duration, whether such candidate uses the facility of Scribe or not.

Services of a Scribe

As per the office memorandum of the Ministry of Social Justice and Empowerment (Reference: F. No. 34-02/2015-DD-III dated August 29, 2018), the PwD candidates who are visually OR dyslexic (severe) impaired OR have a disability in the upper limbs OR have lost fingers/hands may avail the services of a scribe (amanuensis).
The scribe will help the Candidate in reading the questions and/or recording the answers as per the directions of the Candidate. A scribe will NEITHER explain the questions NOR suggest any solutions.

PwD candidates who desire to avail the services of a scribe need to opt for this during the online registration of UGC - NET June 2024.

It is to be noted that the Scribe may be provided by the National Testing Agency (NTA), if requested in the Application Form. Candidate may also avail his own scribe- Annexure II.

If it is found at any stage that a candidate has availed the services of a scribe and/or availed the compensatory time but does not possess the extent of disability that warrants the use of a scribe and/or grant of compensatory time, the candidate will be excluded from the process of evaluation. In case such a candidate has already been issued certificate or award letter, the candidature of the candidate will be cancelled.

The NTA does not guarantee any change in the category or sub-category (PwD status) after the submission of the Online Application Form, and in any case, no change will be entertained by NTA after the declaration of NTA Score for UGC - NET June 2024. The category/sub-category (PwD status) entered in the UGC - NET June 2024 will be considered final. Therefore, the candidates are advised to fill in the category/sub-category column very carefully.

Note:

a. The minimum degree of disability should be 40% (Benchmark Disability) in order to be eligible for availing reservation for persons with specified disability.
b. The extent of "specified disability" in a person shall be assessed in accordance with the "Guidelines for the purpose of assessing the extent of specified disability in a person included under the Rights of Persons with Disabilities Act, 2016 (49 of 2016)" notified in the Gazette of India by the Ministry of Social Justice and Empowerment [Department of Empowerment of Persons with Disabilities (Divyangjan)] on 4 January 2018.
c. No change in the category will be entertained after the last date specified by NTA for UGC - NET June 2024 Registration.

Candidates must note that the benefit of reservation will be given to them subject to verification of documents. If it is discovered at any stage that a candidate has used a false/fake/incorrect document, or has furnished false, incorrect, or incomplete information, in order to avail the benefit of reservation, then, such a Candidates shall be excluded from all admission processes. In can such a candidate has already been given admission, the admission shall stand cancelled.

(b) Guidelines for conducting written examination for persons with specified disabilities covered under the definition of Section 2(s) of the RPwD Act, 2016 but not covered under the definition of Section 2(r) of the said Act, i.e. persons having less than 40% disability and having difficulty in writing

I. These guidelines may be called as Guidelines for conducting written examination for persons with specified disabilities covered under the definition of Section 2(s) of the RPwD Act, 2016 but not covered under the definition of Section 2(r) of the said Act, i.e. persons having less than 40% disability and having difficulty in writing.
II. The facility of scribe and/or compensatory time shall be granted solely to those having difficulty in writing subject to production of a certificate to the effect that person concerned has limitation to write and that scribe is essential to write examination on his/her behalf from the competent medical authority of a Government healthcare institution as per proforma at **Annexure-I.**
III. The medical authority for the purpose of certification as mentioned in point (II) above should be a multi-member authority comprising the following: -
   (a) Chief Medical officer/Civil Surgeon/Chief District Medical Officer /Chairperson
   (b) Orthopaedic/PMR specialist
   (c) Neurologist, if available*
   (d) Clinical Psychologist/Rehabilitation Psychologiste/ Psychiatrist/Special Educator
   (e) Occupational therapist, if available*
   (f) Any other expert based on the condition of the candidate as may be nominated by the Chairperson. (* the Chief Medical Officer/Civil Surgeon/Chief District Medical Officer may make full efforts for inclusion of neurologists, occupational therapist from the nearest District or the Medical College/Institute, if the same is not available in the district)"
   (g) Compensatory time not less than 20 minutes per hour of the examination should be allowed for persons who are eligible for getting scribe. In case the duration of the examination is less than an hour, then the duration of the compensatory time should be allowed on pro-rata basis. Compensatory time should not be less than 5 minutes and should be in the multiple of 5.

For more job news visit : www.kpscvaani.com

8. Registration and Application Process

Instructions for filling Online Application Form

8.1 Candidates have to apply for UGC - NET June 2024 "Online" ONLY by accessing the website: https://ugcnet.nta.ac.in/; https://ugcnet.ntaonline.in. The Application Form other than online mode would not be accepted in any case. Only one application is to be submitted by a candidate. More than one application i.e. multiple Application Forms submitted by a candidate will be rejected.

8.2 It is suggested that the candidate should keep the following ready before starting the filling of the Application Form:

Before beginning the process of filling the Online Application Form, read Information Bulletin carefully, keep ready required documents and follow the following instructions:

- Copy of Board/ University Certificate for Candidate's Name, Mother's Name,Father's Name and Date of Birth.
- Type of Identification – Bank A/c passbook with photograph/ Passport Number/ Ration Card/ Aadhaar Card Number/Voter ID Card Number/ Other Govt ID
- Qualifying Degree Certificate or last semester marks sheet
- Your Mailing Address as well as Permanent Address with Pin Code **(ReferAppendix- VI for State Code)**
- **Four cities** for Centres of your choice **(Refer Appendix-VII for Codes)**
- Code of NET Subject **(Refer Appendix-II for Code)**
- Code of subjects at Post Graduation level **(Refer Appendix-III for Code)**
- Code of Post-Graduation Course **(Refer Appendix-IV for Code)**
- Category Certificate, if applicable
- Economically Weaker Section (EWS) Certificate, if applicable
- Person with Disability (PwD) Certificate, if applicable
- e-mail address and Mobile Number of candidate
- Scanned images in **JPG/JPEG format only**:

8.3 Information Bulletin should be downloaded and read carefully by the candidate to be sure about his/her eligibility and acquaint themselves with requirements for submission of Online Application Form.

8.4 In order to avoid correction in the particulars in later stage, the candidate should exercise utmost caution while filling up correct details.

8.5 following Steps may be followed to Apply Online:

Step-1: Apply for Online Registration using own Email Id and Mobile No.

Step-2: Fill in the Online Application Form and note down the system generated Application Number. Upload scanned images of: (i) the recent photograph (file size 10 KB – 200 KB) either in colour or black & white with 80% face (without mask) visible including ears against white background; (ii) candidate's signature (file size: 4 KB - 30 KB)

Step-3: Pay fee using **SBI/ CANARA/ ICICI/ HDFC Bank/Debit Card/Credit Card/UPI** and keep proof of fee paid.

All the 3 Steps can be done together or at separate timings. The submission of Application of a candidate could be considered as successful and his/her candidature would be confirmed only on the successful transaction/receipt of the prescribed application fee from him/her.

Note:

(i) The final submission of Online Application Form will remain incomplete if Step - 2 and Step-3 are not completed, such Application Forms will stand rejected and no correspondence on this account will be entertained.

(ii) No request for refund of fee once remitted by the candidate will be entertained.

(iii) The entire application process of UGC – NET June 2024 is online, including uploading of scanned images, Payment of Fees and Printing of Confirmation page. Therefore, candidates are not required to send/submit any document(s) including Confirmation page to NTA through Post/Fax/By Hand/E-mail.

(iv) Candidates are advised to keep visiting the NTA's website regularly for latest updates and to check their e-mails.

(v) The NTA can make use of the data generated for the purpose of research and analysis.

(vi) All the candidates who have submitted the online application and paid the Examination fee till last date will be allowed to appear in UGC – NET June 2024 and their Admit Cards will be uploaded on the website as per schedule.

(vii) NTA does not verify the information filled by the candidates in the Application Form nor verifies any certificate of category/educational qualification for deciding the eligibility of candidates.

(viii) The certificates of educational qualification and category (if applied under reserved category) will be verified by the concerned institution. The candidates are, therefore, advised to ensure their eligibility and the category (if applying under reserved category).

(ix) The NTA will, in no way, be responsible for any wrong/incorrect information furnished by the candidate(s) in his/her Online Application Form. The letter/emails/WhatsApp Message/Public Grievance in this regard will not be entertained by the NTA.

For more job news visit : www.kpscvaani.com

8.6 Procedure for Filling Application Form

Part I: Registration Page

Fill in the basic information and note down the system generated Application No.

(i) Candidate's Name/ Mother's Name/ Father's Name as given in the Senior Secondary School Examination or equivalent Board/ University Certificate in capital letters.

(ii) Date of Birth in DD/MM/YYYY format as recorded in Secondary School Examination or equivalent Board/ University certificate.

(iii) Mobile Number and e-mail Address - Candidates must provide their own MobileNumber and e-mail address.
Note: Only one registered e-mail address and one Mobile Number are valid for correspondence.

Part II: Fill in the complete Application Form

Fill in the complete Application.

Note:

(i) Other Backward Classes (OBC) - Non-Creamy Layer as per the Central List of Other Backward Classes available on National Commission for Backward Classes (NCBC), Government of India website (www.ncbc.nic.in). Thus, the candidates falling in this list may mention OBC in the Category Column. State list OBC Candidates who are not in OBC-NCL (Central List) must choose General.

(ii) Economically Weaker Section (EWS) - As per the OM No. 20013/01/2019-BC-II dated January 17, 2019 issued by the Ministry of Social Justice and Empowerment and the OM No. 12-4/2019-U1 dated 17.01.2019 as well as the Letters No 35-2/2019-T.S.I dated 21.01.2019, 01.02.2019, 04.02.2019 and 15.02.2019 of MHRD Department of Higher Education (which is now known as Ministry of Education) regarding implementation of reservation for Economically Weaker Section (EWS) for admission in Central Educational Institutions.

(iii) iii. Provide a complete postal address with PIN Code (Correspondence Address as well as Permanent Address) for further correspondence. PIN code of Correspondence Address should be given in the space provided for this purpose.

Note: *The NTA shall not be responsible for any delay/loss in postal transit or for an incorrect Correspondence address given by the Applicant on the Application Form. Choice of Cities for Examination Centres: The City of Examination Centres where the test shall be conducted are given at* ***Appendix-VII****. It is mandatory for candidates to select four cities of their choice while filling the Online Application Form of UGC - NET June 2024. Effort will be made to allot Centre of Examination to the candidates in order of the city choice opted by them in their Application Form. However, due to administrative reasons, a different city of nearby area may be allotted.*

Uploading of Scanned Images

(i) Candidate's Photograph: to be uploaded.

- Photography should not be done with a cap or goggles. The photograph should cover 80% of the face (without mask) visible including ears against white background.
- Spectacles are allowed if being used regularly.
- Polaroid and Computer-generated photos are not acceptable.
- Applications not complying with these instructions or with unclear photographs are liable to be rejected.
- Candidates may please note that if it is found that photograph uploaded is fabricated i.e. de- shaped or seems to be hand-made or computer made, the form of the candidate will be rejected and the same would be considered as using unfairmeans and the candidate would be dealt with accordingly.
- Application without photograph shall be rejected. The photograph need not be attested. Candidates are advised to take 6 to 8 passport size-colored photographs with a white background.
- **Note:** Passport size photograph is to be used for uploading on Online Application Form and also for pasting on Attendance Sheet at the Examination centre.

The candidate should scan his/her passport size photograph for uploading. File size must be between 10 KB to 200 KB.

(ii) Candidate's Signature: to be uploaded.

The candidates are required to upload the full signature in running handwriting in the appropriate box given in the Online Application Form. Writing full name in the Box in Capital letters would not be accepted as signature and the Application Form would be rejected. Further, unsigned Online Application Forms will also be rejected.
The candidate should put his full signature on white paper with Blue/Black Ink pen and scan for uploading.
File size must be between 04 KB to 30 KB.

Note: Candidate must ensure that the uploaded images are clear and proper.

8.7 Check List for filling the Online Application Form:

The candidates are advised to ensure the following points before filling the Online Application Forms:

(i) Whether they fulfill the eligibility conditions for the Test as prescribed under the heading 'Conditions of Eligibility'.

(ii) That they have filled their gender and category viz General/OBC (Non-Creamy Layer)/SC/ ST/Gen-EWS/ Male/Female/Third gender, in the relevant column correctly.

(iii) That they have filled their Subject and City of Examination in the relevant column correctly.

(iv) That the Person with Disability (PwD) candidate has filled the relevant column in the Online Application Form. Only PwD candidates have to fill this column and the others have to leave it blank.

(v) Whether they have kept a Printout of Application Form (confirmation page) for their own record.

8.8 Important Points to Note:

i. The Candidates should fill their complete postal address with PIN Code for further correspondence.

ii. The Candidate must ensure that e-mail address and Mobile Number provided in the Online Application Form are their own (which cannot be changed later) as communication may be sent by NTA through e-mail or SMS.

For more job news visit : www.kpscvaani.com

iii. The Candidate should not give the postal address, Mobile Number or e-mail ID of Coaching Centre in the Online Application Form.

iv. In order to appear in **UGC-NET June 2024,** the candidates are required to apply 'online'. **The Application Form other than online mode shall not be accepted**. No change will be accepted through offline mode i.e. through fax/application including e-mail etc.

v. Online submission of application may be done by accessing the NTA official website: ugcnet.nta.nic.in.

vi. Online Application Form cannot be withdrawn once it is submitted successfully.

vii. Application Form of candidates who do not fulfill the eligibility criteria shall be rejected.

viii. A candidate is allowed to submit only one Application Form. If a candidate submits more than one Application Form, the candidature is likely to be cancelled.

ix. Request for change in any particular in the Application Form shall not be entertained after closing of the correction window.
Note: ***However, a chance will be given to the candidates to correct/modify/edit some of the particular(s) of the Application Form online only, after submission of Application Form. Candidates are advised to keep visiting the NTA website regularly for any updates.***

x. The City of Examination Centres where the test shall be conducted are given in the Information Bulletin. The Cities indicated for the entrance Examination should be carefully chosen by the candidate, as no change will be allowed once application is submitted.

xi. Selection of a candidate in the test is provisional, subject to being found otherwise eligible for admission.

xii. In case a candidate is found providing incorrect information or the identity is proved to be false at any time in the future, the candidate shall face penal action as per the law.

xiii. The Candidates are not required to send/ submit the confirmation page of Online Application Form to the NTA. However, he/she is advised to retain the following documents with them as reference for future correspondence:

- **At least four printouts of the Confirmation Page of Online Application Form.**
- **Proof of fee paid.**
- **Photographs (same as uploaded on the Online Application Form) –6 to 8 passport size photographs need to be kept aside.**
- **The name on the photo identification must match with the name as shown on the Admit Card. If the name has been changed due to events such as marriage, candidate must show the relevant document at the time of exam. Marriage Certificate / Divorce / Decree / Legal Name Change Document.**

8.9 Provision of Aadhaar:

The Aadhaar number is only one of the types of identification and is not mandatory. Candidates may also enter Passport number, Ration Card number, Election Card (EPIC No.), Bank Account number or any other valid Government identity number.

9. Admit Card for UGC - NET June 2024

9.1 The Admit Card would be issued provisionally to the candidates of UGC - NET June 2024, subject to fulfilment of eligibility criteria.

9.2 The candidate has to download the Admit Card from the NTA website and appear for the Examination at the given Centre on date, shift, time and discipline as indicated in his/her Admit Card.

9.3 No candidate will be allowed to appear at the examination centre, on Date and Timings other than that allotted to them in their Admit card.

9.4 In case a candidate is unable to download Admit Card from the website, he/she may approach the Help Line of NTA between 09:30 am to 5:30 pm or write to NTA at: https://ugcnet.nta.ac.in/; https://ugcnet.ntaonline.in.

9.5 The candidates are advised to read the Instructions given in the Admit Card carefully in advance of the exam day and follow them during the conduct of the examination.

9.6 In case of any discrepancy in the particulars of the candidate or his/her photograph and signatures shown in the Admit Card and Confirmation Page, the candidate may immediately approach the Help Line between 09:30 am to 5:30 pm. In such cases, candidates would appear in the Examination with the already downloaded Admit Card. However, NTA will take necessary action to make correction in the record later.

Note:

a. Candidate may please note that Admit Cards will not be sent by post.
b. In no case, the duplicate Admit Card for UGC-NET June 2024 wouldbe issued at the Examination Centre(s).
c. Candidate must not mutilate the Admit Card or change any entry made therein.
d. Candidates are advised to preserve their Admit Cards in good condition for future reference.
e. No Admit Card shall be issued to the candidates whose Applications are found to be incompletefor any reasons (including indistinct/ doubtful photographs/unsigned Applications) or who do not fulfil the eligibility criteria for the examination.
f. Issue of Admit Cards, however, shall not necessarily mean acceptance of eligibility which shallbe further scrutinized at subsequent stages of admission process.

For more job news visit : www.kpscvaani.com

9.7 Conduct of Exam

Candidates are advised to go through the instructions given on the Admit Card carefully before going for the Examination.

9.7.1 Documents to be brought to the Examination Centre

- Candidates must bring the following documents to the Test Centre
- Printed copy of Admit Card downloaded from NTA website.
- One passport size photograph (same as uploaded on the Online Application Form) for pasting on the specific space in the Attendance Sheet at Centre during the Examination. Any one of the authorized photo IDs (must be original, valid andnon- expired) – PAN card/ Driving License/Passport/ Aadhaar Card (With photograph)/ Aadhaar). The name on the photo identification must match the name as shown on the Admit Card.

  If the name has been changed due to events such as marriage, candidate must show the relevant document at the time of exam. Marriage Certificate/ Divorce/ Decree/ Legal Name Change Document.

- **PwD certificate** issued by the Competent Authority, if claiming the relaxation under PwD category.

9.7.2 Reporting Time and other Important Instructions

(i) The candidates shall report at the Examination Centre two hours before the commencement of the examination so as to complete the frisking and registration formalities well before time. Registration desk will be closed 30 minutes prior to the examination.

(ii) The candidates are advised to read the instructions on the Admit Card carefully and follow them during the conduct of the examination.

(iii) Candidates should take their seat immediately after opening of the Examination Hall. If the candidates do not report in time due to any reason i.e. traffic jam, train/bus delay etc, they are likely to miss some of the general instructions to be announced in the Examination Rooms/Halls. The NTA shall not be responsible for any delay.

(iv) The candidate must show, on demand, the Admit Card downloaded/printed from the NTA website for admission in the examination room/hall. The Test Centre Staff on duty is authorized to verify the identity of candidates and may take steps to verify and confirm the identify credentials. Candidates are requested to extend their full cooperation. A candidate who does not possess the valid Admit Card shall not be permitted for the examination under any circumstances by the Centre Superintendent.

(v) A seat indicating Roll Number will be allotted to each candidate. Candidates should find and sit on their allocated seat only. In case of a candidate who changes room/hall or the seat on his/her own other than the one allotted, candidature shall be cancelled, and no plea would be accepted for it.

(vi) The candidate should ensure that the question paper available is as per his/her opted subject indicated in the Admit Card. In case, the subject of question paper is other than his/her opted subject, the same may be brought to the notice of the Invigilator concerned.

(vii) Candidate may approach the Centre Superintendent/Invigilator in the room for any assistance including first aid emergency or any other information during the course of examination.

(viii) For those who are unable to appear on the scheduled date of test for any reason, re-test shall not be held by the NTA under any circumstances.

10. Unfair Means Practices and Breach of Examination Rules

Definition: Unfair Means Practice is an activity that allows a candidate to gain an unfair advantage over other candidates. It includes, but is not limited to:

a) Being in possession of any item or article which has been prohibited or can be used for Unfair Practices including any stationery item, communication device, accessories, eatable items, ornaments or any other material or information relevant or not relevant to the Examination in the paper concerned;
b) Using someone to write Examination (impersonation) or preparing material for copying;
c) Breaching Examination rules or any direction issued by NTA in connection with UGC - NET Examination.
d) Assisting other candidate to engage in malpractices, giving or receiving assistance directly or indirectly of any kind or attempting to do so.
e) Writing questions or answers on any material given by the Centre Superintendent for writing answers.
f) Contacting or communicating or trying to do so with any person, other than the Examination Staff, during the Examination time in the Examination Centre.
g) Threatening any of the officials connected with the conduct of the Examination or threatening any of the candidates.
h) Using or attempting to use any other undesirable method or means in connection with the examination.
i) Manipulation and fabrication of online documents viz. Admit Card, Self-Declaration, etc.
j) Forceful entry in /exit from Examination Centre/Hall.
k) Use or attempted use of any electronic device after entering the Examination Centre.
l) Affixing/uploading of wrong/morphed photographs/signatures on the Application Form/Admit Card/Performa.
m) Creating obstacles in smooth and fair conduct of examination.

For more job news visit : www.kpscvaani.com

n) Any other malpractices declared as Unfair Means by the NTA.

Disclaimer- The decision of NTA shall be final and binding for declaration of any person / candidate guilty of foregoing or such offence as shall be classified as Unfair Means Case (UMC).

11. Display of Provisional Answer Key(s) for Challenges

11.1 NTA will display Provisional Answer Key(s) & Question Paper attempted by the candidate on the NTA's website https://ugcnet.nta.ac.in/; https://ugcnet.ntaonline.in. Exact date shall be displayed on the NTA's website for the same after the commencement of the examination. The Provisional Answer Key(s) are likely to be displayed for two to three days.

11.2 **The Candidates will be required to pay online an amount of Rs. 200/- (Rupees Two Hundred Only) per answer key challenged, as processing fee. Non-Refundable.**

11.3 Only paid challenges made during the stipulated time through the key challenge link will be considered. Challenges without justification/evidence/after stipulated time period and those filed on any other medium other than the prescribed link will not be considered.

11.4 The NTA decision on the challenges shall be final and no further communication will be entertained. NTA will not inform the Candidates individually about the outcome of the challenges made.

11.5 The subject experts will examine all the challenges received and then a final answer key will be displayed and declared.

11.6 **The result will be compiled based on the final answer key declared. No grievance with regard to answer key(s) after the declaration of result/NTA Score of UGC - NET June 2024 will be entertained.**

12. Display of Recorded Responses

The NTA will display the Question Paper and attempted recorded responses by the candidates on the NTA website ugcnet.nta.nic.in prior to declaration of result. The Question paper attempted and recorded responses are likely to be displayed for two to three days. Candidates are advised to download the response sheet for future. No copy of the response sheet will be provided by NTA after the declaration of result under RTI Act.

13. Procedure and Criteria for declaration of result

The following steps will be followed:

Step I: The number of candidates to be qualified for eligibility for Assistant Professor shall be equal to 6% of the candidates appeared in NET (in both the papers) on the basis of their Master's Degree or equivalent examination.

Step II: The total slots shall be allocated to different categories as per the reservation policy of Government of India.

Step III: In order to be considered, the candidate must have appeared in both the papers and secured at least 40% aggregate marks in both the papers taken together for General (Unreserved) / General-EWS category candidates and at least 35% aggregate marks in both the papers taken together for all candidates belonging to the reserved categories (viz., SC, ST, OBC (belonging to Non- Creamy Layer), PwD and Third gender).

Step IV: The number of candidates to be declared qualified in any subject for a particular category is derived as per the methodology illustrated below:

Example: Number of candidates to be declared qualified for Eligibility for Assistant Professor in the subject 'Economics' for the Scheduled Caste (SC) category	**Number of candidates* belonging to SC category who secure at least 35% aggregate marks in both the papers taken together in 'Economics' (x) Total slots derived for SC category as per Step II (÷) Total number of candidates* belonging to SC category over all subjects who secure at least 35% aggregate marks in both the papers taken together.**

The aggregate percentage of the two papers corresponding to the number of slots arrived at, shall determine the qualifying cut-off for Eligibility for Assistant Professor 'in 'Economics' for the SC category. Similar yardstick shall be employed for deriving the subject-wise qualifying cut- offs for all categories. Similar yardstick shall be employed for deriving the subject-wise qualifying cut-offs for all categories.

Step V: The total number of slots available for awarding JRF is allocated among different categories as per the reservation policy of Government of India.

It may be noted that, notwithstanding the above, the qualifying criteria as decided by UGC is final and binding. Result of the examination shall be hosted on NTA website; https://ugcnet.ntaonline.inhttps://ugcnet.nta.ac.in/. The candidates will not be individually intimated about their result.

*Appearing on the basis of their master's degree or equivalent examination.

14. Normalization procedure (Appendix – VI):

a) For multi-shift papers, raw marks obtained by the candidates in different shifts/sessions will be converted to NTA Score (percentile).

b) The detailed procedure on NTA Score being adopted is available on NTA website under Normalization procedure based on Percentile Score.

c) In case a subject test is conducted in multi-shifts, NTA Score will be calculated corresponding to the raw marks obtained by a candidate. The calculated NTA Score for the Raw Marks for all the shifts/sessions will be merged for further processing for deciding the allocation.

For more job news visit : www.kpscvaani.com

d) In the events of the percentiles for the multi-shifts being dissimilar / unequal, the lowest will be the eligibility cut-off for that category for all candidates (i.e. all shifts).

For Example: In the examination held in two shifts, if the 40% marks correspond to a Percentile score of 78 in Shift 1 and 79 in Shift 2, then all those equal to or above 78 percentiles (Percentile score of 100 to 78) in both shifts will become eligible in General Category. Similar methods will be adopted for the other categories to determine eligibility cut-offs. In case the examination is held in a greater number of shifts the same principle shall apply.

15. Re-Evaluation/Re-Checking of result

There shall be no re-evaluation/re-checking of the result. No correspondence in this regard shall be entertained.

16. Query Redressal System

The National Testing Agency (NTA) has established a Query Redressal System (QRS), an online web-enabled system developed by NTA. QRS is a platform based on web technology which primarily aims to enable submission of queries/grievances by the Registered Candidate(s) of **UGC - NET June 2024** Examination with (24x7) facility for speedy redressal of the queries/grievances. A Unique Registration Number will be generated for tracking the status of the queries/grievances.

The Registered Candidate(s) are advised to use the online facility for speedy response before mailing their queries on the official email id of **UGC – NET June 2024.** i.e. ugcnet@nta.ac.in.

a. Correspondence with NTA

All the correspondence should be addressed by e-mail to NTA on ugcnet@nta.ac.in. The email query shall be addressed only if it is not anonymous and contains the name, Registration/Application No, postal address and contact number of the sender. An email containing vague or general queries and other queries as contained in the Information Bulletin shall not be entertained. Queries shall not be entertained by people claiming to be representatives, associates or officiates of the applicant candidate. The following information shall not be revealed by phone or email:

i. Internal documentation/status.
ii. Internal decision-making process of NTA. Any claim/counter claim thereof.
iii. Dates & venue of internal meetings or name of the staff/officers dealing with it.
iv. Any information which in the opinion of NTA cannot be revealed.

17. NTA Weeding Out Rules

The record of **UGC - NET June 2024** will be preserved upto 90 days from the date of declaration of result.

18. Legal Jurisdiction

All disputes pertaining to the conduct of **UGC - NET June 2024**. Examinations including Results shall fall within the **jurisdiction of Delhi/New Delhi** only. Further, any legal question arising out of the Examination shall be entertained only when raised within 30 days from the declaration of result.

The Director (Administration) of the NTA shall be the official by whose designation the NTA may sue or be sued.

For more job news visit : www.kpscvaani.com

Annexure – I

CERTIFICATE FOR PERSONS WITH A DISABILITY UNDER RPWD ACT, 2016 HAVING LESS THAN 40% DISABILITY

This is to certify that, we have examined Mr./Ms./Mrs. ……. (name of the candidate), S/o /D/o ……, a resident of……(Vill/PO/PS/District/State), aged …….. yrs, a person with ……. (Nature of Disability/Condition), and to state that he/she has limitation which hampers his/her writing capability owing to his/her above condition. He/she requires support of scribe for writing the examination.

The above candidate uses aids and assistive device such as prosthetics & orthotics, hearing aid (name to be specified) which is /are essential for the candidate to appear at the examination with the assistance of scribe.

This certificate is issued only for the purpose of appearing in written examinations conducted by recruitment agencies as well as academic institutions and is valid upto _____ (it is valid for maximum period of six months or less as may be certified by the medical authority)

Signature of medical authority

(Signature & Name)	(Signature & Name)	(Signature & Name)	(Signature & Name)	(Signature & Name)
Orthopaedic / PMR specialist	Clinical Psyc hologist/ Rehabilitation Psychologist / Psychiatrist / Special Educator	Neurologist (If available)	Occupational therapist (If available)	Other Expert, as nominated by the Chairperson (If any)
(Signature & Name)				
Chief Medical Officer/Civil Surgeon/Chief District Medical Officer/Chairperson				

Name of Government Hospital/Health Care Centre with Seal

Place:
Date:

For more job news visit : www.kpscvaani.com

Annexure – II

LETTER OF UNDERTAKING FOR USING OWN SCRIBE

I _____, a candidate with_____(name of the disability) appearing for the _____(name of the examination) bearing Application No. _____at_____ (name of the centre) in the City/District _____, _____ (name of the State). My qualification is _____.

I do hereby state that_____ (name of the scribe) will provide the service of scribe/reader/lab assistant for the undersigned for taking the aforesaid examination.

I do hereby undertake that his qualification is _____. In case, subsequently, it is found that his qualification is not as declared by the undersigned and is beyond my qualification, I shall forfeit my right to the admission and claims relating thereto.

(Signature of the candidate with disability)

Place:
Date:

Photograph of Scribe

(Self-Attested Photograph)

Name of Scribe	ID of the Scribe	ID Number

For more job news visit : www.kpscvaani.com

Appendix – I

Procedure for Online Payment of Fee and Helpline for Payment related Queries

1. Mode of Payment of Fee/ Service Provider and Service/Processing charges & GST

S. No	Mode of Payment	ICICI BANK			HDFC BANK			CANARA BANK		STATE BANK OF INDIA	
1	Net Banking	ICICI	NIL Charge		HDFC	NIL Charge		Other Banks (Including Canara Bank)	Rs.13 + GST	SBI	Rs 5.00+GST
		Other Banks	4.00 + GST		Other Banks	4.00 + GST		HDFC, ICICI, SBI, AXIS	Rs.17 + GST	Other Banks	
2	Debit Cards	ICICI or Other Banks	Transaction upto Rs 2000/-	0 %	HDFC or Other Banks	Transaction upto Rs 2000/-	0 %	Visa/Master	Transaction up to Rs.2000/- 0.40% + GST	Nil	
			Transaction above Rs 2000/-	0.5 % + GST		Transaction above Rs 2000/-	0 %	Rupay	Transaction above Rs.2000/- 0.85% + GST		
3	Credit Cards	Domestic	0.40%of Transaction value		Domestic	0.40% + GST		Domestic	1.10% + GST	Domestic	0.80% + GST
		International	2.35%of Transaction value		International	Nil Charge		International	1.10% + GST	International	3.50% of Fee+ GST (Minimum Rs 11/-)
4	Unified Payment Interface (UPI)	ICICI or other banks	Transaction upto Rs 2000/-	0 %	Nil Charge			NIL Charge		NIL Charge	
			Transaction above Rs 2000/-	0 % + GST							

Prescribed Examination Fee (please see the Information at a Glance) can be paid through any Bank/Payment Gateway in any Payment Mode [service/processing charges per transaction & GST applicable @ 18 % are to be paid by the candidate, except for payment made through debit card (Visa/Master):

2. <u>Helplines:</u>

(a) If Paying through State Bank of India (SBI):

Level	Name	Email ID	Contact Number
1	Helpdesk	dgmcs.cc@sbi.co.in	18004253800
2	Helpdesk3	sbi.05222@sbi.co.in	8026599990
3	Customer Care	agmcustomer.lhodel@sbi.co.in	1800112211
4	Through SMS	UNHAPPY (add text)	8008202020

(b) If paying through Canara Bank:

Level	Name	Email ID	Contact No.
1	Help Desk	pgsupport@billdesk.com /dssronoida@canarabank.com /tmcodel@canarabank.com/ cb18688@canarabank.com	(022)61060524/ 8700098336/ 7428206788/ 9535293631
2	Complaint Management Services	pgsupport@billdesk.com /dssronoida@canarabank.com /tmcodel@canarabank.com/ cb18688@canarabank.com	(022)61060524/ 8700098336/ 7428206788/ 9535293631
3	Customer Care	pgsupport@billdesk.com /dssronoida@canarabank.com /tmcodel@canarabank.com/ cb18688@canarabank.com	(022)61060524/ 8700098336/ 7428206788/ 9535293631
4	Through SMS	---	(022)61060524/ 8700098336/ 7428206788/ 9535293631

(c) If Paying through HDFC Bank:

Level	Name	Email ID	Contact Number
1	Shri Vikram Singh	vikram.singh4@hdfcbank.com	9799810080
2	Amit Singh	amit.singh26@hdfcbank.com	7428869770
3	Shri Ripon Bhattacharjee	ripon.bhattacharjee@hdfcbank.com	9625031697

For more job news visit : www.kpscvaani.com

(d) If Paying through ICICI Bank:

Level	Name	Email ID	Contact Number
1	Javed Chaudhary	javed.chaudhary@icicibank.com	9760134455
2	Surya Tiwari	tiwari.surya@icicibank.com	7565846789
3	Deepak Kumar	deepak.kumar87@icicibank.com	8882892218
4	Vijay Koli	vijay.koli@icicibank.com	9372203826
5	Rakesh Bhatnagar	rakesh.bhatnagar@icicibank.com	9953972004

(e) NTA Helpdesk Contact details (incase the payment related issues are not resolved through the above-mentioned Helplines of the concerned Bank/Payment Gateway Integrator)

Email: ugcnet@nta.ac.in.
Phone No.: 011-40759000

3. Procedure to raise payment related Grievance:

After (successful completion of all the Steps, Confirmation Page of the Application Form, should be downloaded and a printout of the same may be retained for future reference. The Confirmation Page of the online Application Form could be generated **only after successful payment by the Candidate.**

In case the Confirmation Page is not generated after payment of prescribed Fee, then the candidate should approach the concerned Bank/Payment Gateway integrator (in the helpline number and email given in APPENDIX- I of the Information Bulletin), for ensuring the successful payment.

Inspite of above, if successful transaction is not reflected on the Portal, the candidate may contact NTA Helpline. If the payment issue is still not resolved, the candidate may pay second time.

However, any duplicate payment received from the candidate by NTA in course of said transactions will be refunded through the same payment mode through which the duplicate payment is received, after fee reconciliation by NTA.

4. Information to be provided by the Candidate while raising any payment related query/grievance through QRS/email/Helplines: -

a. Name of the Bank and /or payment Gateway.
b. Date and time of the transaction
c. Transaction Number
d. Bank Reference Number
e. Proof of transaction
f. Screenshot from the payment portal (in case of payment failure)

For more job news visit : www.kpscvaani.com

Appendix – II

List of NET Subjects and their Codes

Note: Syllabi for all NET Subjects can be downloaded from the UGC website: https://www.ugcnetonline.in/syllabus-new.php National Testing Agency will not send the syllabus to individual candidates.

S. No.	Subject	Subject Code
1	Adult Education/ Continuing Education/ Andragogy/ Non-Formal Education.	46
2	Anthropology	07
3	Arab Culture and Islamic Studies	49
4	Arabic	29
5	Archaeology	67
6	Assamese	36
7	Bengali	19
8	Bodo	94
9	Buddhist, Jaina, Gandhian and Peace Studies	60
10	Chinese	32
11	Commerce	08
12	Comparative Literature	72
13	Comparative Study of Religions	62
14	Computer Science and Applications	87
15	Criminology	68
16	Defence and Strategic Studies	11
17	Dogri	33
18	Economics / Rural Economics /Co-operation / Demography / Development Planning/Development Studies / Econometrics/ Applied Economics / Development Economics /Business Economics	01
19	Education	09
20	Electronic Science	88
21	English	30
22	Environmental Sciences	89
23	Folk Literature	71
24	Forensic Science	82
25	French (French Version)	39
26	Geography	80
27	German	44
28	Gujarati	37
29	Hindi	20
30	Hindu Studies	102
31	History	06
32	Home Science	12
33	Human Rights and Duties	92
34	Indian Culture	50
35	Indian Knowledge System	103
36	Japanese	45
37	Kannada	21
38	Kashmiri	84
39	Konkani	85
40	Labour Welfare / Personnel Management / Industrial Relations/ Labour and Social Welfare / Human Resource Management	55
41	Law	58
42	Library and Information Science	59
43	Linguistics	31
44	Maithili	18
45	Malayalam	22
46	Management (including Business Admn. Mgt./Marketing / Marketing Mgt. / Industrial Relations and Personnel Mgt. / Personnel Mgt. / Financial Mgt. /Co-operative Management)	17
47	Manipuri	35

For more job news visit : www.kpscvaani.com

S. No.	Subject	Subject Code
48	Marathi	38
49	Mass Communication and Journalism	63
50	Museology & Conservation	66
51	Music	16
52	Nepali	34
53	Oriya	23
54	Pali	83
55	Performing Art - Dance/Drama/Theatre	65
56	Persian	42
57	Philosophy	03
58	Physical Education	47
59	Political Science	02
60	Politics including International Relations/International Studies including Defence / Strategic Studies, West Asian Studies, Southeast Asian Studies, African Studies, SouthAsian Studies, Soviet Studies, American Studies.	90
61	Population Studies	15
62	Prakrit	91
63	Psychology	04
64	Public Administration	14
65	Punjabi	24
66	Rajasthani	43
67	Russian	41
68	Sanskrit	25
69	Sanskrit traditional subjects (including Jyotisha/Sidhanta Jyotish/ Navya Vyakarna/Vyakarna/ Mimansa/ Navya Nyaya/ Sankhya Yoga/ Tulanatmaka Darsan/ Shukla Yajurveda/ Madhav Vedant/ Dharmasasta/ Sahitya/ Puranotihasa /Agama).	73
70	Santali	95
71	Sindhi	101
72	Social Medicine & Community Health	81
73	Social Work	10
74	Sociology	05
75	Spanish	40
76	Tamil	26
77	Telugu	27
78	Tourism Administration and Management.	93
79	Tribal and Regional Language/Literature	70
80	Urdu	28
81	Visual Art (including Drawing & Painting/Sculpture Graphics/Applied Art/History of Art)	79
82	Women Studies	74
83	Yoga	100

The candidates with Master's Degree in Geography (with specialization in Population Studies) or Mathematics/ Statistics are also eligible to appear in the subject "Population Studies" (Code 015).

'**'The candidates with Master's Degree in Humanities (including languages) and Social Sciences are eligible to appear in subject "Women Studies" (Code 074).

Note: General Paper on Teaching and Research Aptitude (Paper-I) is compulsory for all.

For more job news visit : www.kpscvaani.com

Appendix - III

List of Subjects at Post Graduation Level and their Codes

Subjects of Post Graduation	Code	Subjects of Post Graduation	Code
Economics	801	Law	851
Political Science	802	Library and Information Science	852
Philosophy	803	Buddhist	853
Psychology	804	Comparative Study of Religions	854
Sociology	805	Mass Communication and Journalism	855
History	806	Performing Arts – Dance/ Drama/ Theatre	856
Anthropology	807	Museology & Conservation	857
Commerce	808	Archaeology	858
Education	809	Criminology	859
Social Work	810	Tribal and Regional Language/ Literature	860
Defence and Strategic Studies	811	Folk Literature	861
Home Science	812	Comparative Literature	862
Public Administration	813	Sanskrit Traditional Subjects	863
Population Studies	814	Jyotisha	864
Music	815	SidhantaJyotisha	865
Management	816	NavyaVyakarna	866
Maithili	817	Vyakarna	867
Bengali	818	Mimamsa	868
Hindi	819	NavyaNyaya	869
Kannada	820	Sankhya Yoga	870
Malayalam	821	TulanatmakaDarsana	871
Oriya	822	Shukla Yojurveda	872
Sculpture	823	Madhv Vedanta	873
Sanskrit	824	Dharma Sastra	874
Tamil	825	Sahitya	875
Telugu	826	Puranaitihasa	876
Urdu	827	Agama	877
Arabic	828	Women Studies	878
English	829	Visual Art	879
Linguistics	830	Drawing & Painting	880
Chinese	831	Computer Science and Applications	881
Dogri	832	Konkani	882
Nepali	833	Kashmiri	883
Manipuri	834	Pali	884
Assamese	835	Forensic Science	885
Gujarati	836	Social Medicine & Community Health	886
Marathi	837	Geography	887
French	838	History of Art	888
Spanish	839	Applied Art	889
Russian	840	Graphics	890
Persian	841	Electronic Science	891
Rajasthani	842	Environmental Sciences	892
German	843	International and Area Studies	893
Japanese	844	Prakrit	894
Adult Education/ Continuing Education	845	Human Rights and Duties	895
Andragogy / Non Formal Education	846	Tourism Administration and Management	896
Physical Education	847	Punjabi	897
Arab Culture and Islamic Studies	848	Advaita Vedanta	898
Indian Culture	849	Bodo	899
Labour Welfare/ Personnel Management/ Industrial Relations/ Labour and Social Welfare/ Human Resource Management	850	Santali	900

For more job news visit : www.kpscvaani.com

APPENDIX – IV

List of Post-Graduation Courses and their Codes

Post Graduation Courses	Code
Master of Ayurvedacharya (Ayurvedacharya)	01
Master of Acharya (Acharya)	02
Master of Law (LLM)	03
Master of Architecture (M. Arch.)	04
Master of Commerce (M.Com)	05
Master of Dance (M. Dance)	06
Master of Education (M.Ed.)	07
Master of Library Science (M. Lib. Sc.)	08
Master of Literature (M.Litt.)	09
Master of Music (M.Mus)	10
Master of Pharmacy (M.Pharm.)	11
Master of Business Administration (MBA)	12
Master of Computer Applications (MCA)	13
Master of Financial Management (M.F.M.)	14
Master of Human Resource Development (M.H.R.D.)	15
Master of International Business (M.LB)	16
Master of Marketing Management (M. Mkt. M.)	17
Master of Optometry (M. Optom.)	18
Master of Hospital Administration (MHA)	19
Master of Journalism and Mass Communication (MJMC)	20
Master of Mass Communication (MMC)	21
Master of Occupational Therapy (MOT)	22
Master of Public Health (MPH)	23
Master of Social Work (MSW)	24
Master of Planning (M. Plan)	25
Master of Science (M.Sc.)	26
Master of Statistics (M. Stat.)	27
Master of Technology (M.Tech.)	28
Master of Veterinary Science (M.V.Sc.)	29
Master of Arts (MA)	30
Master of Foreign Trade (M.E.T.)	31
Master of Physical Education (M.P.Ed.)	32
Master of Tourism Management (MTM)	33
Master of Physical Education and Sports Sciences (MPES)	34
CA/CS/ ICWA	35
Other	36

For more job news visit : www.kpscvaani.com

Appendix - V

List of States/ Union Territories and their Codes

Name of State/UT (In Alphabetical order)	Code
ANDAMAN & NICOBAR ISLANDS	01
ANDHRA PRADESH	02
ARUNACHAL PRADESH	03
ASSAM	04
BIHAR	05
CHANDIGARH	06
CHHATTISGARH	07
DADRA & NAGAR HAVELI	08
DAMAN & DIU	09
DELHI/NEW DELHI	10
GOA	11
GUJARAT	12
HARYANA	13
HIMACHAL PRADESH	14
JAMMU & KASHMIR	15
JHARKHAND	16
KARNATAKA	17
KERALA	18
LADAKH	19
LAKSHADWEEP	20
MADHYA PRADESH	21
MAHARASHTRA	22
MANIPUR	23
MEGHALAYA	24
MIZORAM	25
NAGALAND	26
ODISHA	27
PUDUCHERRY	28
PUNJAB	29
RAJASTHAN	30
SIKKIM	31
TAMIL NADU	32
TELANGANA	33
TRIPURA	34
UTTAR PRADESH	35
UTTARAKHAND	36
WEST BENGAL	37

For more job news visit : www.kpscvaani.com

Appendix - VI

National Testing Agency (NTA)
Procedure to be adopted for compilation of NTA scores for Multi Session Papers
(Normalization procedure based on Percentile Score)

NTA may conduct examinations on multiple dates, generally in two sessions per day. The candidates will be given different sets of questions per session and it is quite possible that in spite of all efforts of maintaining equivalence among various question papers, the difficulty level of these question papers administered in different sessions may not be exactly the same. Some of the candidates may end up attempting a relatively tougher set of questions when compared to other sets. The candidates who attempt the comparatively tougher Examination are likely to get lower marks as compared to those who attempt the easier one. In order to overcome such a situation, **"Normalization procedure based on Percentile Score"** will be used for ensuring that candidates are neither benefitted nor disadvantaged due to the difficulty level of the examination. With the objective of ensuring that a candidate's true merit is identified, and that a level playing field is created in the above context, the Normalization Procedure, set out below shall be adopted, for compiling the NTA scores for multi session papers.

The process of Normalization is an established practice for comparing candidate scores across multi session papers and is similar to those being adopted in other large educational selection tests conducted in India. For normalization across sections, NTA shall use the percentile equivalence.

Percentile Scores: Percentile scores are scores based on the relative performance of all those who appear for the examination. Basically the marks obtained are transformed into a scale ranging from 100 to 0 for each session of examinees.

The Percentile Score indicates the percentage of candidates that have scored EQUAL TO OR BELOW (same or lower raw scores) **that particular Percentile in that examination. Therefore the topper (highest score) of each session will get the same Percentile of 100 which is desirable. The marks obtained in between the highest and lowest scores are also converted to appropriate Percentiles.**

The Percentile score will be the Normalized Score for the Examination (instead of the raw marks of the candidate) and shall be used for preparation of the merit lists**.**

The Percentile Scores will be calculated up to 7 decimal places to avoid bunching effect and reduce ties.

The Percentile score of a Candidate is calculated as follows:

$$\frac{\text{100 X Number of candidates appeared in the 'Session' with raw score EQUAL TO OR LESS than the candidate.}}{\text{Total number of the candidates appeared in the 'Session'}}$$

Note: The Percentile of the Total shall **NOT be** an aggregate or average of the Percentile of individual subject. Percentile score is not the same as percentage of marks obtained.

Example: Suppose a test was held in 4 sessions of examinees as per details given below: -

(Allocation of Days and shifts were done randomly)

(a) Distribution of candidates were as follows:

Session-1: Day-1 Shift-1, **Session-2:** Day-1 Shift-2, **Session-3:** Day-2 Shift-1 and **Session-4:** Day-2 Shift-2

Session	Day/Shift	No of Candidates			Marks	
		Absent	Appeared	Total	Highest	Lowest
Session-1	Day-1 Shift-1	3974	28012	31986	335	-39
Session-2	Day-1 Shift-2	6189	32541	38730	346	-38
Session-3	Day-2 Shift-1	6036	41326	47362	331	-49
Session-4	Day-2 Shift-2	9074	40603	49677	332	-44
Total (Session-1 to Session-4)		25273	142482	167755	346	-49

In this method of scoring the HIGHEST RAW SCORE in each paper (irrespective of the raw scores) will be the 100 Percentile indicating that 100% of candidates have scores equal to or lesser than the highest scorer/ topper for that session.

Highest Raw Score and Percentile Score: All the highest raw scores will have normalized Percentile Score of 100 for their respective session.

Session	Total Candidates Appeared	Highest Raw Score	Candidates who scored EQUAL OR LESS THAN Highest Raw Score	Percentile Score	Remarks
Session-1	28012	335	28012	100.0000000 [(28012/28012) *100]	i.e. **all the highest raw scores** would be **normalized** to 100 Percentile Score for their respective session.
Session -2	32541	346	32541	100.0000000 [(32541/32541) *100]	
Session -3	41326	331	41326	100.0000000 [(41326/41326) *100]	
Session -4	40603	332	40603	100.0000000 [(40603/40603) *100]	

Lowest Raw Score and Percentile Score: Percentile Score of all the lowest raw scores will depend on the total number of candidates who have taken the Examination for their respective session.

Session	Total Candidates Appeared	Lowest Raw Score	Candidates who scored EQUAL OR LESS THAN Lowest Raw Score	Percentile Score	Remarks
Session -1	28012	-39	1	0.0035699 [(1/28012) *100]	i.e. Percentile Score of **all the lowest raw scores are different** i.e. Percentile Score depend on the total number of
Session -2	32541	-38	1	0.0030730 [(1/32541) *100]	
Session -3	41326	-49	1	0.0024198 [(1/41326) *100]	

For more job news visit : www.kpscvaani.com

Session	Total Candidates Appeared	Lowest Raw Score	Candidates who scored EQUAL OR LESS THAN Lowest Raw Score	Percentile Score	Remarks
Session -4	40603	-44	1	0.0024629 [(1/40603) *100]	candidates who have taken the Examination for their respective session.

The following is a further explanation of the interpretation of the raw scores and Percentile Score in Session-3 (Day-2 and Shift-1) with 41326 candidates who have taken the examination.

Candidate	Percentile Score	No of Candidates	Raw Score	Remark
A	**100.0000000** [(41326/41326) *100]	**1**	**331**	Indicates that amongst those appeared, 100% have scored either EQUAL TO OR LESS THAN the candidate A **(331 raw score)**.
				It also indicates that no candidate has scored more than the candidate A **(331 raw score)**.
B	**90.1224411** [(37244/41326) *100]	**77**	**121**	Indicates that amongst those appeared, 90.1224411% have scored either EQUAL TO OR LESS THAN the candidate B **(121 raw score)**.
				It also indicates that remaining candidates have scored more than candidate B **(121 raw score)**.
C	**50.4549194** [(20851/41326) *100]	**381**	**41**	Indicates that amongst those appeared, 50.4549194% have scored either EQUAL TO OR LESS THAN the candidate C **(41 raw score)**.
				It also indicates that remaining those appeared have scored more than candidate C **(41 raw score)**.
D	**31.7040120** [(13102/41326) *100]	**789**	**25**	Indicates that amongst those appeared, 31.7040120% have scored either EQUAL TO OR LESS THAN the candidate D **(25 raw score)**
				It also indicates that remaining candidates have scored more than candidate D **(25 raw score)**.
E	**1.1034216** [(456/41326) *100]	**100**	**-15**	Indicates that amongst those appeared, 1.1034216% have scored either EQUAL TO OR LESS THAN the candidate E **(-15 raw score)**
				It also indicates that remaining candidates have scored more than candidate E **(-15 raw score)**

STEP-BY-STEP PROCEDURE FOR NORMALIZATION AND PREPARATION OF RESULT:

Step-1: Distribution of Examinees in two shifts:

Candidates have to be distributed into two sessions randomly so that each session has approximately equal number of candidates. These two sessions would be as follows:

Session-1: Day-1 Shift-1, Session**-2:** Day-1 Shift-2

In the event of more number of days or less number of shifts, the candidates will be divided accordingly.

This will ensure that there is no bias in the distribution of candidates who shall take the examination. Further, with a large population of examinees spread over the entire country the possibility of such bias becomes remote.

Step-2: Preparation of Results for each Session:

The Examination results for **each session** would be prepared in the form of

- Raw Scores
- Percentiles Scores of Total raw scores.

The Percentiles would be calculated for each candidate in the Session as follows:

Let TP1 be the Percentile Scores of Total Raw Score of that candidate.

$$\text{Total Percentile (TP1):} \quad 100 \times \frac{\text{No. of candidates appeared from the session with raw score EQUAL TO OR LESS than T1 score}}{\text{Total No. of candidates appeared in the session}}$$

Step-3: Compilation of NTA score and Preparation of Result:

The Percentile scores for the Total Raw Score for all the sessions **(Session-1:** Day – 1 Shift – 1**, Session-2:** Day – 1 Shift – 2) **as calculated in Step-2 above would be merged and shall be called the NTA scores which will then be used for compilation of result and further processing for deciding the allocation.**

In the events of the percentiles for the multi-shifts being dissimilar / unequal, the lowest will be the eligibility cut-off for that category for all candidates (i.e. all shifts).

For Example: In the Examination held in two shifts, if the 40% marks correspond to a Percentile score of 78 in Shift 1 and 79 in Shift 2, then all those equal to or above 78 percentiles (Percentile score of 100 to 78) in both shifts will become eligible in General Category. Similar method will be adopted for the other categories to determine eligibility cut-offs. In case the Examination is held in more number of shifts the same principle shall apply.

For more job news visit : www.kpscvaani.com

Appendix – VII

List of Exam Cities/ Centres of UGC - NET June 2024

Examination will be held at the following cities, provided there are sufficient numbers of candidates in the city.

S. No.	State	City	City Code
1	Andaman & Nicobar Islands (Ut)	Port Blair	1101
2	Andhra Pradesh	Amaravathi	1201
3	Andhra Pradesh	Anantapur	1212
4	Andhra Pradesh	Chittoor	1215
5	Andhra Pradesh	Eluru	1216
6	Andhra Pradesh	Guntur	1201
7	Andhra Pradesh	Kadapa	1219
8	Andhra Pradesh	Kakinada	1220
9	Andhra Pradesh	Kurnool	1202
10	Andhra Pradesh	Machilipatnam	1209
11	Andhra Pradesh	Mangalagiri	1205
12	Andhra Pradesh	Nandyal	1221
13	Andhra Pradesh	Narasaraopet	1208
14	Andhra Pradesh	Nellore	1203
15	Andhra Pradesh	Rajahmundry	1224
16	Andhra Pradesh	Srikakulam	1225
17	Andhra Pradesh	Surampalem	1226
18	Andhra Pradesh	Tirupathi	1204
19	Andhra Pradesh	Vijayawada	1205
20	Andhra Pradesh	Visakhapatnam	1206
21	Andhra Pradesh	Vizianagaram	1229
22	Arunachal Pradesh	Itanagar/Naharlagun	1301
23	Assam	Dhubri	1408
24	Assam	Dibrugarh	1401
25	Assam	Guwahati	1402
26	Assam	Jorhat	1412
27	Assam	Silchar	1403
28	Assam	Sivasagar	1416

For more job news visit : www.kpscvaani.com

S. No.	State	City	City Code
29	Assam	Tezpur	1404
30	Bihar	Araria	1508
31	Bihar	Arrah	1509
32	Bihar	Aurangabad	3104
33	Bihar	Begusarai	1513
34	Bihar	Bettiah	1514
35	Bihar	Bhabua	1515
36	Bihar	Bhagalpur	1516
37	Bihar	Darbhanga	1518
38	Bihar	Gaya	1501
39	Bihar	Gopalganj	1519
40	Bihar	Hajipur	1503
41	Bihar	Katihar	1522
42	Bihar	Khagaria	1523
43	Bihar	Madhepura	1525
44	Bihar	Madhubani	1504
45	Bihar	Motihari	1526
46	Bihar	Munger	1527
47	Bihar	Muzaffarpur	1528
48	Bihar	Nalanda	1505
49	Bihar	Patna	1502
50	Bihar	Purnea	1530
51	Bihar	Samastipur	1531
52	Bihar	Sasaram	1532
53	Bihar	Sitamarhi	1506
54	Bihar	Vaishali	1503
55	Chandigarh (Ut)	Chandigarh	1601
58	Chhattisgarh	Ambikapur	1704
59	Chhattisgarh	Bhilai Nagar/Durg	1701
60	Chhattisgarh	Bilaspur(Chhattisgarh)	1702

For more job news visit : www.kpscvaani.com

S. No.	State	City	City Code
56	Chhattisgarh	Dantewada	1707
61	Chhattisgarh	Jagdalpur	1709
62	Chhattisgarh	Kanker	1711
63	Chhattisgarh	Korba	1713
57	Chhattisgarh	Manendragarh	1719
64	Chhattisgarh	Raigarh	1716
65	Chhattisgarh	Raipur	1703
66	Chhattisgarh	Rajnandgaon	1717
67	Dadra & Nagar Haveli (Ut)	Silvassa	1801
68	Daman & Diu (Ut)	Daman	1901
69	Daman & Diu (Ut)	Diu	1902
70	Delhi	Delhi/New Delhi	2001
71	Goa	Panaji	2101
72	Goa	Ponda	2102
73	Gujarat	Ahmedabad/Gandhinagar	2201
74	Gujarat	Anand	2202
76	Gujarat	Banaskantha	2214
77	Gujarat	Bhavnagar	2203
75	Gujarat	Bhuj	2212
78	Gujarat	Gandhidham	2211
79	Gujarat	Godhra	2205
80	Gujarat	Himatnagar	2218
81	Gujarat	Jamnagar	2219
82	Gujarat	Junagadh	2220
83	Gujarat	Navsari	2226
84	Gujarat	Porbandar	2227
85	Gujarat	Rajkot	2207
86	Gujarat	Surat	2208
87	Gujarat	Surendranagar	2228
88	Gujarat	Vadodara	2209

For more job news visit : www.kpscvaani.com

S. No.	State	City	City Code
89	Gujarat	Valsad/Vapi	2210
90	Haryana	Ambala	2303
91	Haryana	Faridabad	2301
92	Haryana	Gurugram	2302
93	Haryana	Kurukshetra	2310
94	Haryana	Rohtak	2316
95	Himachal Pradesh	Chamba	2404
96	Himachal Pradesh	Hamirpur (Hp)	2401
97	Himachal Pradesh	Kullu	2406
98	Himachal Pradesh	Mandi	2407
99	Himachal Pradesh	Shimla	2402
100	Jammu & Kashmir	Anantnag	2503
101	Jammu & Kashmir	Baramulla	2504
102	Jammu & Kashmir	Jammu	2501
103	Jammu & Kashmir	Srinagar (J & K)	2502
104	Jammu & Kashmir	Udhampur	2510
105	Jharkhand	Bokaro	2601
106	Jharkhand	Deoghar (Jharkhand)	2607
107	Jharkhand	Dhanbad	2608
108	Jharkhand	Hazaribagh	2604
109	Jharkhand	Jamshedpur	2602
110	Jharkhand	Koderma	2615
111	Jharkhand	Ranchi	2603
112	Karnataka	Bagalkot	2710
113	Karnataka	Ballari	2711
114	Karnataka	Belagavi (Belgaum)	2701
115	Karnataka	Bengaluru	2702
116	Karnataka	Bengaluru- Urban	2712
117	Karnataka	Bidar	2713
118	Karnataka	Chamarajnagar	2714

For more job news visit : www.kpscvaani.com

S. No.	State	City	City Code
119	Karnataka	Chikaballapur	2715
120	Karnataka	Chikmagalur	2716
121	Karnataka	Chitradurga	2717
122	Karnataka	Davangere	2703
123	Karnataka	Dharwad	2704
124	Karnataka	Gulbarga/Kalaburgi	2705
125	Karnataka	Hassan	2719
126	Karnataka	Hubli	2706
127	Karnataka	Kolar	2723
128	Karnataka	Mandya	2725
129	Karnataka	Mangaluru (Mangalore)	2707
130	Karnataka	Mysuru (Mysore)	2708
131	Karnataka	Ramanagara	2727
132	Karnataka	Shivamoga (Shimoga)	2728
133	Karnataka	Tumakuru	2729
134	Karnataka	Udupi/Manipal	2709
135	Karnataka	Yadgir	2731
136	Kerala	Alappuzha/Chengannur	2801
137	Kerala	Angamaly	2802
138	Kerala	Ernakulam/Moovattupuzha	2803
139	Kerala	Idukki	2813
140	Kerala	Kannur	2804
141	Kerala	Kasaragod	2805
142	Kerala	Kollam	2806
143	Kerala	Kottayam	2807
144	Kerala	Kozhikode/Calicut	2808
145	Kerala	Malappuram	2809
146	Kerala	Palakkad	2810
147	Kerala	Pathanamthitta	2814
148	Kerala	Piyyannur	2815

For more job news visit : www.kpscvaani.com

S. No.	State	City	City Code
149	Kerala	Thiruvananthapuram	2811
150	Kerala	Thrissur	2812
151	Kerala	Wayanad	2816
152	Lakshadweep	Kavaratti	2901
153	Leh & Ladakh	Kargil	4702
154	Leh & Ladakh	Leh	4701
155	Madhya Pradesh	Balaghat	3008
156	Madhya Pradesh	Betul	3010
157	Madhya Pradesh	Bhopal	3001
158	Madhya Pradesh	Chhatarpur	3012
159	Madhya Pradesh	Chhindwara	3013
160	Madhya Pradesh	Damoh	3014
161	Madhya Pradesh	Dewas	3017
162	Madhya Pradesh	Gwalior	3002
163	Madhya Pradesh	Hoshangabad	3020
164	Madhya Pradesh	Indore	3003
165	Madhya Pradesh	Jabalpur	3004
166	Madhya Pradesh	Khandwa	3021
167	Madhya Pradesh	Khargone (West Nimar)	3022
168	Madhya Pradesh	Morena	3024
169	Madhya Pradesh	Neemuch	3025
170	Madhya Pradesh	Ratlam	3027
171	Madhya Pradesh	Rewa	3006
172	Madhya Pradesh	Sagar	3028
173	Madhya Pradesh	Satna	3029
174	Madhya Pradesh	Ujjain	3005
175	Madhya Pradesh	Vidisha	3031
176	Maharashtra	Ahmednagar	3101
177	Maharashtra	Akola	3102
178	Maharashtra	Amravati	3103

For more job news visit : www.kpscvaani.com

S. No.	State	City	City Code
179	Maharashtra	Aurangabad (Sambhaji Nagar)	3104
180	Maharashtra	Bhandara	3123
181	Maharashtra	Buldhana	3106
182	Maharashtra	Chandrapur	3124
183	Maharashtra	Dhule	3122
184	Maharashtra	Jalgaon	3107
185	Maharashtra	Kolhapur	3108
186	Maharashtra	Latur	3109
187	Maharashtra	Mumbai/Navi Mumbai	3110
188	Maharashtra	Nagpur	3111
189	Maharashtra	Nanded	3112
190	Maharashtra	Nandurbar	3127
191	Maharashtra	Nashik	3113
192	Maharashtra	Osmanabad	3128
193	Maharashtra	Palghar	3129
194	Maharashtra	Pune	3115
195	Maharashtra	Raigad	3114
196	Maharashtra	Ratnagiri	3121
197	Maharashtra	Sangli	3119
198	Maharashtra	Satara	3116
199	Maharashtra	Sindhudurg	3120
200	Maharashtra	Solapur	3117
201	Maharashtra	Thane	3118
202	Maharashtra	Wardha	3132
203	Maharashtra	Yavatmal	3134
204	Manipur	Churachandpur	3203
205	Manipur	Imphal	3201
206	Meghalaya	Jowai	3304
207	Meghalaya	Shillong	3302
208	Meghalaya	Tura	3305

For more job news visit : www.kpscvaani.com

S. No.	State	City	City Code
209	Mizoram	Aizawl	3401
210	Nagaland	Dimapur	3501
211	Nagaland	Kohima	3502
212	Odisha	Angul	3601
213	Odisha	Balangir	3608
214	Odisha	Balasore (Baleswar)	3602
215	Odisha	Baragarh	3617
216	Odisha	Baripada/Mayurbanj	3618
217	Odisha	Berhampur / Ganjam	3603
218	Odisha	Bhadrak	3619
219	Odisha	Bhubaneswar	3604
220	Odisha	Cuttack	3605
221	Odisha	Dhenkanal	3620
222	Odisha	Jagatsinghpur	3621
223	Odisha	Jajpur	3622
224	Odisha	Jeypore(Odisha)	3611
225	Odisha	Jharsuguda	3623
226	Odisha	Kendrapara	3624
227	Odisha	Kendujhar (Keonjhar)	3610
228	Odisha	Puri	3616
229	Odisha	Rourkela	3606
230	Odisha	Sambalpur	3607
231	Puducherry	Puducherry	3701
232	Punjab	Amritsar	3801
233	Punjab	Bhatinda	3802
234	Punjab	Firozpur	3808
235	Punjab	Hoshiarpur	3810
236	Punjab	Jalandhar	3803
237	Punjab	Ludhiana	3804
238	Punjab	Pathankot	3812

For more job news visit : www.kpscvaani.com

S. No.	State	City	City Code
239	Punjab	Patiala/Fatehgarh Sahib	3805
240	Punjab	Sahibzada Ajit Singh Nagar	3814
241	Rajasthan	Ajmer	3901
242	Rajasthan	Alwar	3907
243	Rajasthan	Barmer	3909
244	Rajasthan	Bharatpur	3910
245	Rajasthan	Bhilwara	3911
246	Rajasthan	Bikaner	3902
247	Rajasthan	Chittorgarh	3912
248	Rajasthan	Dausa	3914
249	Rajasthan	Hanumangarh	3916
250	Rajasthan	Jaipur	3903
251	Rajasthan	Jhunjhunu	3918
252	Rajasthan	Jodhpur	3904
253	Rajasthan	Kota	3905
254	Rajasthan	Sikar	3923
255	Rajasthan	Sirohi	3924
256	Rajasthan	Sriganganagar	3925
257	Rajasthan	Udaipur	3906
258	Sikkim	Gangtok	4001
259	Tamil Nadu	Ariyalur	4119
260	Tamil Nadu	Chengalpet	4115
261	Tamil Nadu	Chennai	4101
262	Tamil Nadu	Coimbatore	4102
263	Tamil Nadu	Cuddalore	4103
264	Tamil Nadu	Dharmapuri	4120
265	Tamil Nadu	Dindigul	4117
266	Tamil Nadu	Erode	4121
267	Tamil Nadu	Kanchipuram	4104
268	Tamil Nadu	Kanyakumari/Nagercoil	4107

For more job news visit : www.kpscvaani.com

S. No.	State	City	City Code
269	Tamil Nadu	Karur	4105
270	Tamil Nadu	Krishnagiri	4122
271	Tamil Nadu	Madurai	4106
272	Tamil Nadu	Nagapattinam	4123
273	Tamil Nadu	Namakkal	4108
274	Tamil Nadu	Pudukkottai	4124
275	Tamil Nadu	Ramanathapuram	4125
276	Tamil Nadu	Salem	4109
277	Tamil Nadu	Sivaganga	4126
278	Tamil Nadu	Thanjavur	4110
279	Tamil Nadu	Thiruvallur	4111
280	Tamil Nadu	Thoothukudi	4127
281	Tamil Nadu	Tiruchirappalli	4112
282	Tamil Nadu	Tirunelveli	4113
283	Tamil Nadu	Tiruppur	4118
284	Tamil Nadu	Tiruvannamalai	4129
285	Tamil Nadu	Udhagamandalam	4130
286	Tamil Nadu	Vellore	4114
287	Tamil Nadu	Viluppuram	4131
288	Tamil Nadu	Virudhunagar	4116
289	Telangana	Hayathnagar	4204
290	Telangana	Hyderabad/Secunderabad	4201
291	Telangana	Jangaon	4214
292	Telangana	Karimnagar	4202
293	Telangana	Khammam	4203
294	Telangana	Kothagudem	4215
295	Telangana	Mahabubabad	4216
296	Telangana	Mahbubnagar	4207
297	Telangana	Medchal	4219
298	Telangana	Nalgonda	4220

For more job news visit : www.kpscvaani.com

S. No.	State	City	City Code
299	Telangana	Nizamabad	4221
300	Telangana	Sangareddy	4206
301	Telangana	Siddipet	4222
302	Telangana	Suryapet	4223
303	Telangana	Warangal	4205
304	Tripura	Agartala	4301
305	Uttar Pradesh	Agra	4401
306	Uttar Pradesh	Aligarh	4416
308	Uttar Pradesh	Ambedkar Nagar	4417
309	Uttar Pradesh	Azamgarh	4419
310	Uttar Pradesh	Bahraich	4421
311	Uttar Pradesh	Ballia	4422
312	Uttar Pradesh	Banda	4424
313	Uttar Pradesh	Barabanki	4425
314	Uttar Pradesh	Bareilly	4403
315	Uttar Pradesh	Bulandshahr	4429
316	Uttar Pradesh	Chandauli	4430
317	Uttar Pradesh	Firozabad	4434
318	Uttar Pradesh	Ghaziabad	4404
319	Uttar Pradesh	Gorakhpur	4405
320	Uttar Pradesh	Hardoi	4438
321	Uttar Pradesh	Jaunpur	4441
322	Uttar Pradesh	Jhansi	4406
323	Uttar Pradesh	Kanpur	4407
324	Uttar Pradesh	Lucknow	4408
325	Uttar Pradesh	Mathura	4413
326	Uttar Pradesh	Meerut	4409
327	Uttar Pradesh	Mirzapur	4448
328	Uttar Pradesh	Moradabad	4449
329	Uttar Pradesh	Muzaffarnagar	4450

For more job news visit : www.kpscvaani.com

S. No.	State	City	City Code
330	Uttar Pradesh	Noida/Greater Noida	4410
307	Uttar Pradesh	Prayagraj	4402
331	Uttar Pradesh	Saharanpur	4455
332	Uttar Pradesh	Sonbhadra	4458
333	Uttar Pradesh	Sultanpur	4459
334	Uttar Pradesh	Varanasi	4411
335	Uttarakhand	Almora	4504
336	Uttarakhand	Dehradun	4501
337	Uttarakhand	Haldwani	4502
338	Uttarakhand	Haridwar	4505
339	Uttarakhand	Nainital	4506
340	Uttarakhand	New Tehri	4507
341	Uttarakhand	Pauri Garhwal	4509
342	Uttarakhand	Roorkee	4503
343	Uttarakhand	Rudrapur	4510
344	West Bengal	Asansol	4602
345	West Bengal	Bankura	4610
346	West Bengal	Burdwan (Bardhaman)	4603
347	West Bengal	Darjeeling	4611
348	West Bengal	Durgapur	4604
349	West Bengal	Hooghly	4605
350	West Bengal	Howrah	4606
351	West Bengal	Jalpaiguri	4612
352	West Bengal	Kalyani	4613
353	West Bengal	Kolkata	4608
354	West Bengal	Malda	4614
355	West Bengal	Murshidabad	4615
356	West Bengal	North 24 Parganas	4601
357	West Bengal	Purba Medinipur	4617
358	West Bengal	Siliguri	4609

For more job news visit : www.kpscvaani.com

S. No.	State	City	City Code
359	West Bengal	South 24 Parganas	4618
360	West Bengal	Suri	4619

(Disclaimer: NTA has reserves right to change the centre and city at any time, subject to availability.)

For more job news visit : www.kpscvaani.com

Appendix – VIII

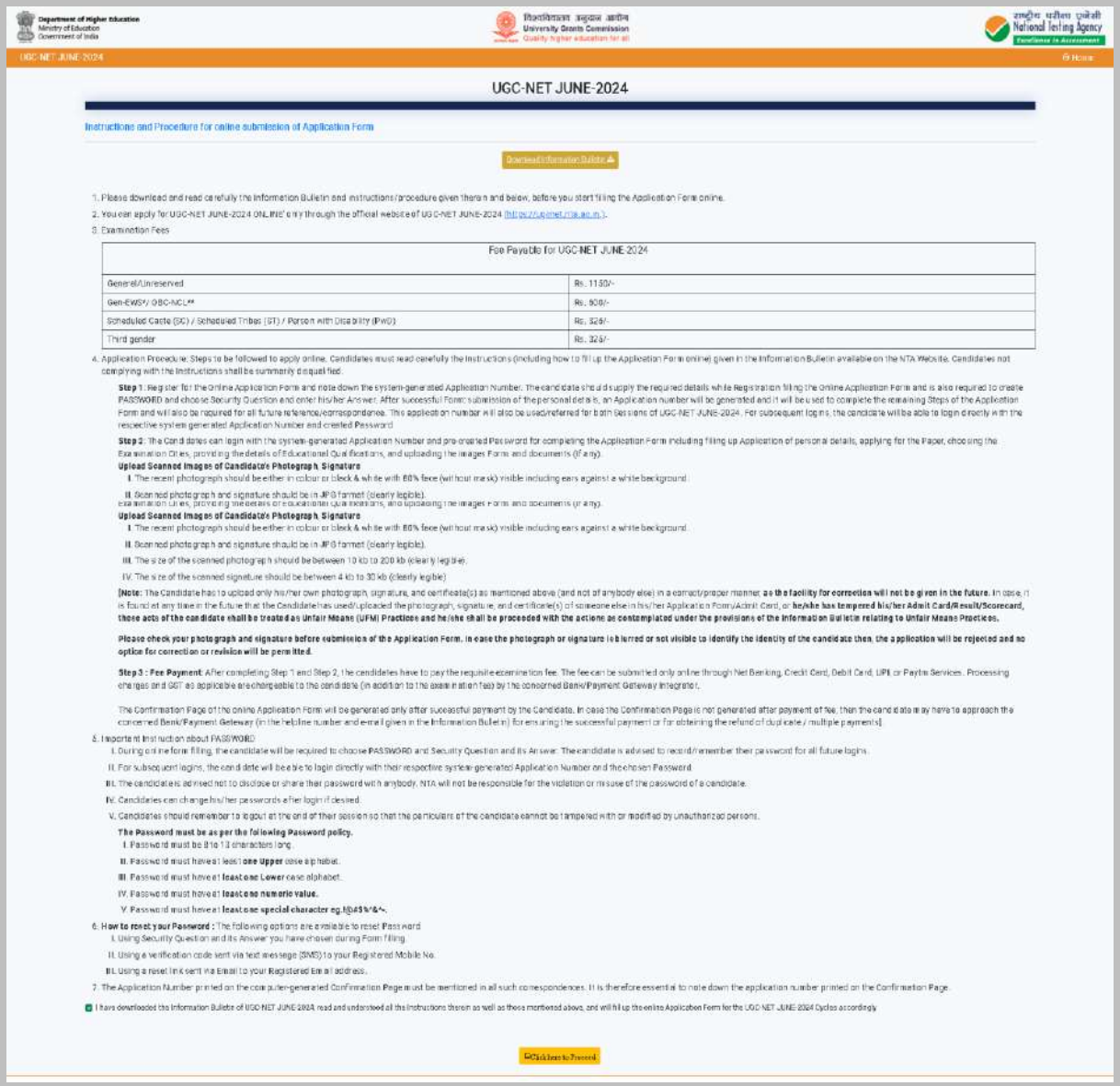

Department of Higher Education
Ministry of Education
Government of India

विश्वविद्यालय अनुदान आयोग
University Grants Commission
Quality higher education for all

राष्ट्रीय परीक्षा एजेंसी
National Testing Agency
Excellence in Assessment

UGC-NET JUNE-2024 | Home

UGC-NET JUNE-2024

Instructions and Procedure for online submission of Application Form

Download Information Bulletin

1. Please download and read carefully the Information Bulletin and instructions/procedure given therein and below, before you start filling the Application Form online.
2. You can apply for UGC-NET JUNE-2024 ONLINE only through the official website of UGC-NET JUNE-2024 (https://ugcnet.nta.ac.in).
3. Examination Fees

Fee Payable for UGC-NET JUNE-2024	
General/Unreserved	Rs. 1150/-
Gen-EWS*/ OBC-NCL**	Rs. 600/-
Scheduled Caste (SC) / Scheduled Tribes (ST) / Person with Disability (PwD)	Rs. 325/-
Third gender	Rs. 325/-

4. Application Procedure: Steps to be followed to apply online. Candidates must read carefully the instructions (including how to fill up the Application Form online) given in the Information Bulletin available on the NTA Website. Candidates not complying with the instructions shall be summarily disqualified.

Step 1: Register for the Online Application Form and note down the system-generated Application Number. The candidate should supply the required details while Registration filling the Online Application Form and is also required to create PASSWORD and choose Security Question and enter his/her Answer. After successful Form submission of the personal details, an Application number will be generated and it will be used to complete the remaining Steps of the Application Form and will also be required for all future reference/correspondence. This application number will also be used/referred for both Sessions of UGC-NET JUNE-2024. For subsequent logins, the candidate will be able to login directly with the respective system generated Application Number and created Password.

Step 2: The Candidates can login with the system-generated Application Number and pre-created Password for completing the Application Form including filling up Application of personal details, applying for the Paper, choosing the Examination Cities, providing the details of Educational Qualifications, and uploading the images Forms and documents (if any).

Upload Scanned Images of Candidate's Photograph, Signature

I. The recent photograph should be either in colour or black & white with 80% face (without mask) visible including ears against a white background.

II. Scanned photograph and signature should be in JPG format (clearly legible).

Examination Cities, providing the details of Educational Qualifications, and uploading the images Forms and documents (if any).

Upload Scanned Images of Candidate's Photograph, Signature

I. The recent photograph should be either in colour or black & white with 80% face (without mask) visible including ears against a white background.

II. Scanned photograph and signature should be in JPG format (clearly legible).

III. The size of the scanned photograph should be between 10 kb to 200 kb (clearly legible).

IV. The size of the scanned signature should be between 4 kb to 30 kb (clearly legible).

[Note: The Candidate has to upload only his/her own photograph, signature, and certificate(s) as mentioned above (and not of anybody else) in a correct/proper manner, as the facility for correction will not be given in the future. In case, it is found at any time in the future that the Candidate has used/uploaded the photograph, signature, and certificate(s) of someone else in his/her Application Form/Admit Card, or **he/she has tempered his/her Admit Card/Result/Scorecard, these acts of the candidate shall be treated as Unfair Means (UFM) Practices and he/she shall be proceeded with the actions as contemplated under the provisions of the Information Bulletin relating to Unfair Means Practices.**

Please check your photograph and signature before submission of the Application Form. In case the photograph or signature is blurred or not visible to identify the identity of the candidate then, the application will be rejected and no option for correction or revision will be permitted.

Step 3 : Fee Payment: After completing Step 1 and Step 2, the candidates have to pay the requisite examination fee. The fee can be submitted only online through Net Banking, Credit Card, Debit Card, UPI or Paytm Services. Processing charges and GST as applicable are chargeable to the candidate (in addition to the examination fee) by the concerned Bank/Payment Gateway integrator.

The Confirmation Page of the online Application Form will be generated only after successful payment by the Candidate. In case the Confirmation Page is not generated after payment of fee, then the candidate may have to approach the concerned Bank/Payment Gateway (in the helpline number and e-mail given in the Information Bulletin) for ensuring the successful payment or for obtaining the refund of duplicate / multiple payments.

5. Important Instruction about PASSWORD

I. During online form filling, the candidate will be required to choose PASSWORD and Security Question and its Answer. The candidate is advised to record/remember their password for all future logins.

II. For Subsequent logins, the candidate will be able to login directly with their respective system-generated Application Number and the chosen Password.

III. The candidate is advised not to disclose or share their password with anybody. NTA will not be responsible for the violation or misuse of the password of a candidate.

IV. Candidates can change his/her passwords after login if desired.

V. Candidates should remember to logout at the end of their session so that the particulars of the candidate cannot be tampered with or modified by unauthorized persons.

The Password must be as per the following Password policy.

I. Password must be 8 to 13 characters long.

II. Password must have at least **one Upper** case alphabet.

III. Password must have at **least one Lower** case alphabet.

IV. Password must have at **least one numeric value.**

V. Password must have at **least one special character eg.!@&$%^&^.**

6. **How to reset your Password :** The following options are available to reset Password

I. Using Security Question and its Answer you have chosen during Form Filling.

II. Using a verification code sent via text message (SMS) to your Registered Mobile No.

III. Using a reset link sent via Email to your Registered Email address.

7. The Application Number printed on the computer-generated Confirmation Page must be mentioned in all such correspondences. It is therefore essential to note down the application number printed on the Confirmation Page.

☑ I have downloaded the Information Bulletin of UGC-NET JUNE-2024, read and understood all the instructions therein as well as those mentioned above, and will fill up the online Application Form for the UGC-NET JUNE-2024 Cycle accordingly.

Click here to Proceed

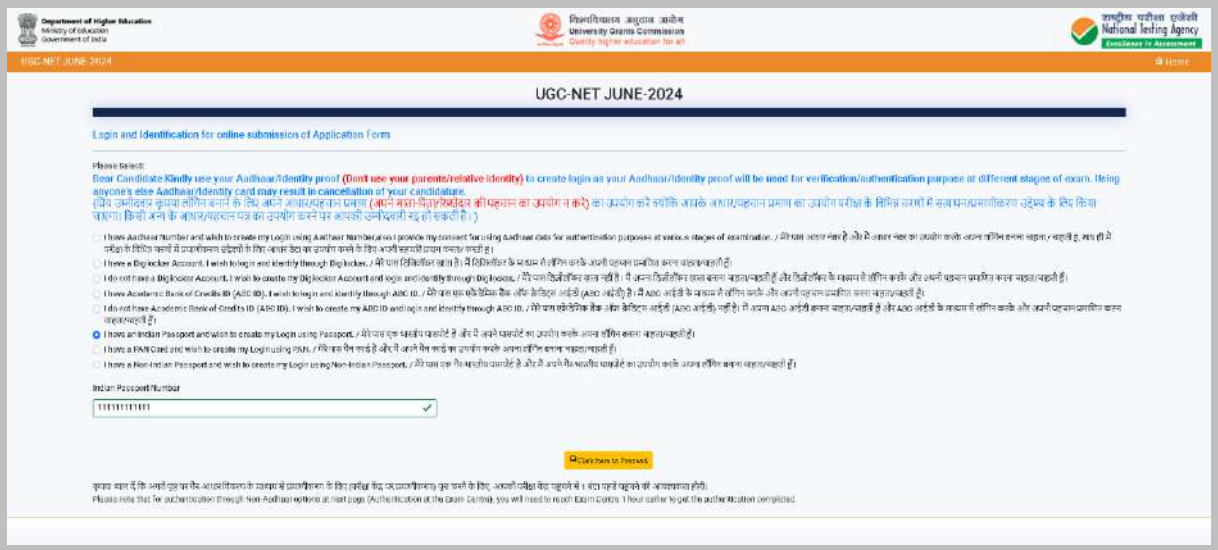

Department of Higher Education
Ministry of Education
Government of India

विश्वविद्यालय अनुदान आयोग
University Grants Commission
Quality higher education for all

राष्ट्रीय परीक्षा एजेंसी
National Testing Agency
Excellence in Assessment

UGC-NET JUNE-2024 | Home

UGC-NET JUNE-2024

Login and Identification for online submission of Application Form

Please Select

Dear Candidate **Kindly use your Aadhaar/Identity proof (Don't use your parents/relative identity) to create login as your Aadhaar/Identity proof will be used for verification/authentication purpose at different stages of exam. Using anyone's else Aadhaar/Identity card may result in cancellation of your candidature.**

(प्रिय उम्मीदवार कृपया लॉगिन करने के लिए अपने आधार/पहचान प्रमाण (अपने माता-पिता/रिश्तेदार की पहचान का उपयोग न करें) का उपयोग करें क्योंकि आपके आधार/पहचान प्रमाण का उपयोग परीक्षा के विभिन्न चरणों में सत्यापन/प्रमाणीकरण उद्देश्य के लिए किया जाएगा। किसी अन्य के आधार/पहचान पत्र का उपयोग करने पर आपकी उम्मीदवारी रद्द हो सकती है।)

- I have Aadhaar number and wish to create my Login using Aadhaar Number also. I provide my consent for using Aadhaar data for authentication purposes at various stages of examination. / मेरे पास आधार नंबर है और मैं आधार नंबर का उपयोग करके अपना लॉगिन बनाना चाहता/चाहती हूं, साथ ही मैं परीक्षा के विभिन्न चरणों में प्रमाणीकरण उद्देश्यों के लिए आधार डेटा का उपयोग करने के लिए अपनी सहमति प्रदान करता/करती हूं।
- I have a Digilocker Account. I wish to login and identify through Digilocker. / मेरे पास डिजीलॉकर खाता है। मैं डिजीलॉकर के माध्यम से लॉगिन करके अपनी पहचान प्रमाणित करना चाहता/चाहती हूँ।
- I do not have a Digilocker Account. I wish to create my Digilocker Account and login and identify through Digilocker. / मेरे पास डिजीलॉकर खाता नहीं है। मैं अपना डिजीलॉकर खाता बनाना चाहता/चाहती हूँ और डिजीलॉकर के माध्यम से लॉगिन करके और अपनी पहचान प्रमाणित करना चाहता/चाहती हूँ।
- I have Academic Bank of Credits ID (ABC ID). I wish to login and identify through ABC ID. / मेरे पास एक अकैडेमिक बैंक ऑफ क्रेडिट्स आईडी (ABC आईडी) है। मैं ABC आईडी के माध्यम से लॉगिन करके और अपनी पहचान प्रमाणित करना चाहता/चाहती हूँ।
- I do not have Academic Bank of Credits ID (ABC ID). I wish to create my ABC ID and login and identify through ABC ID. / मेरे पास एकेडेमिक बैंक ऑफ क्रेडिट्स आईडी (ABC आईडी) नहीं है। मैं अपना ABC आईडी बनाना चाहता/चाहती हूँ और ABC आईडी के माध्यम से लॉगिन करके और अपनी पहचान प्रमाणित करना चाहता/चाहती हूँ।
- ◉ I have an Indian Passport and wish to create my Login using Passport. / मेरे पास एक भारतीय पासपोर्ट है और मैं अपने पासपोर्ट का उपयोग करके अपना लॉगिन बनाना चाहता/चाहती हूँ।
- I have a PAN Card and wish to create my Login using PAN. / मेरे पास पैन कार्ड है और मैं अपने पैन कार्ड का उपयोग करके अपना लॉगिन बनाना चाहता/चाहती हूँ।
- I have a Non-Indian Passport and wish to create my Login using Non-Indian Passport. / मेरे पास एक गैर-भारतीय पासपोर्ट है और मैं अपने गैर-भारतीय पासपोर्ट का उपयोग करके अपना लॉगिन बनाना चाहता/चाहती हूँ।

Indian Passport Number

[redacted] ✓

Click here to Proceed

कृपया ध्यान दें कि अपने पूरक पैन आधारविवरण के सत्यापन के लिए परीक्षा केंद्र (उम्मीदवारी) पूरा करने के लिए, आपको परीक्षा केंद्र पहुंचने से 1 घंटा पहले पहुंचने की आवश्यकता होगी।
Please note that for authentication through Non-Aadhaar options at next page (Authentication at the Exam Centre), you will need to reach Exam Centre 1 hour earlier to get the authentication completed.

For more job news visit : www.kpscvaani.com

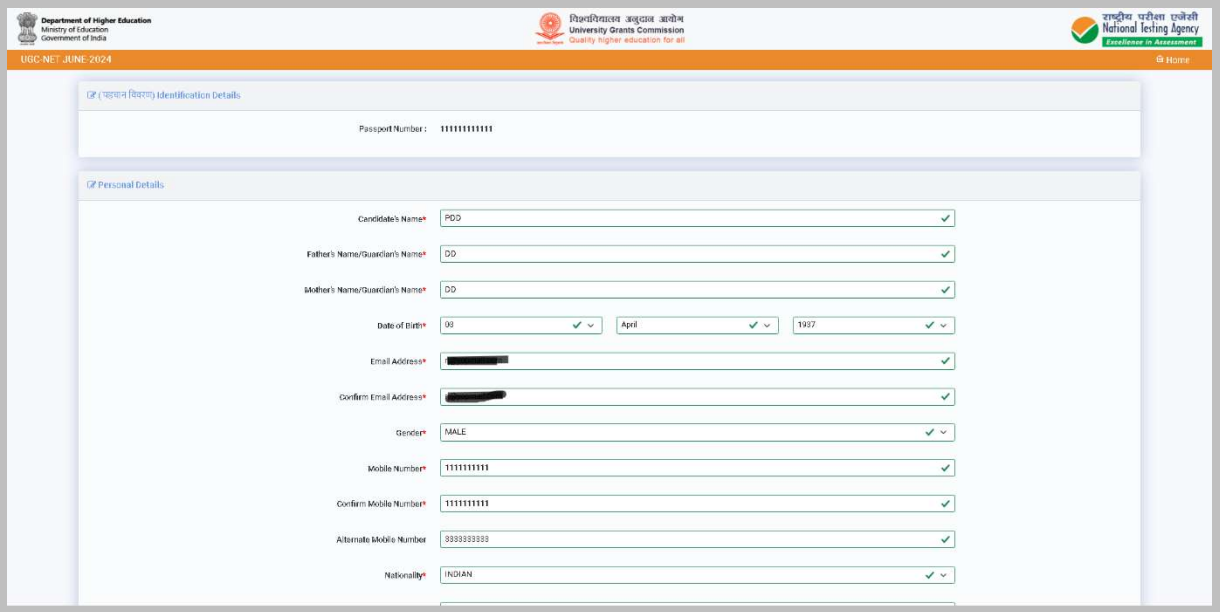

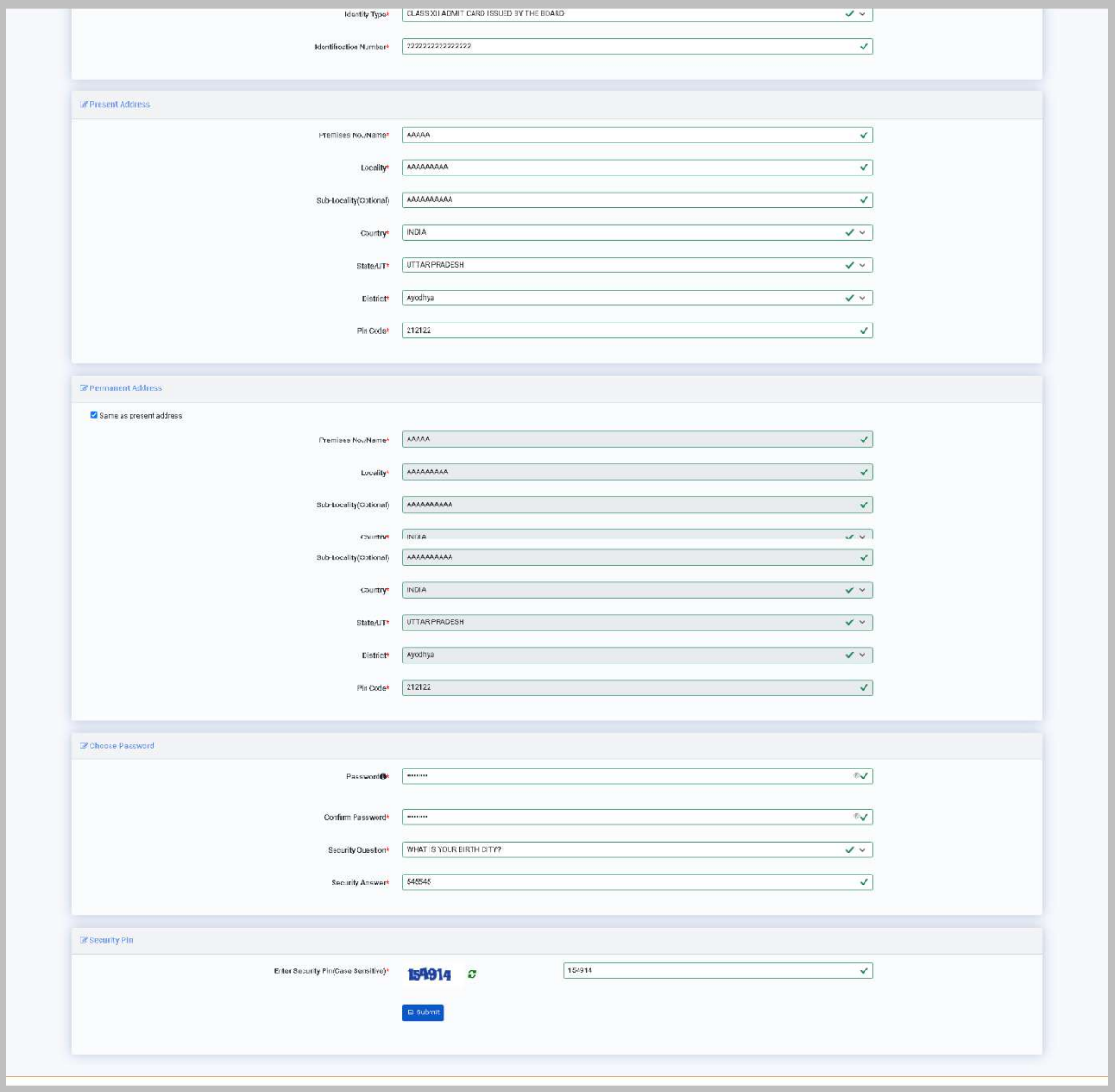

For more job news visit : www.kpscvaani.com

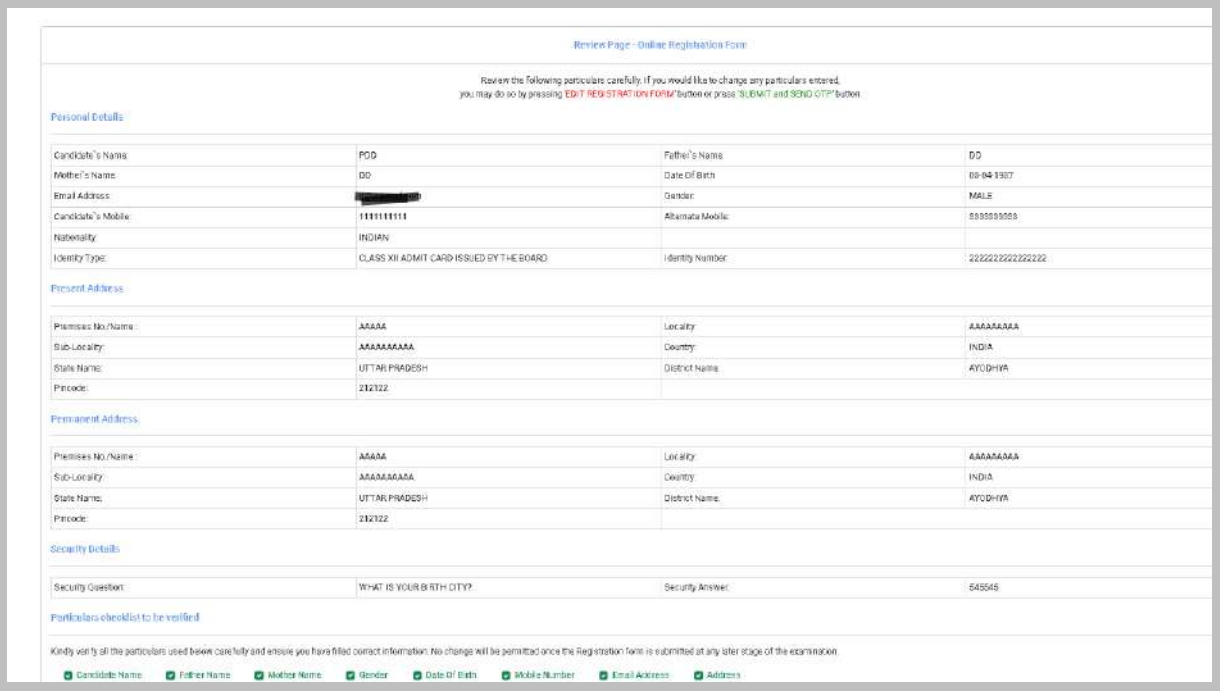

Review Page - Online Registration Form

Review the following particulars carefully. If you would like to change any particulars entered, you may do so by pressing "EDIT REGISTRATION FORM" button or press "SUBMIT and SEND OTP" button

Personal Details

Candidate's Name:	POD	Father's Name:	DD
Mother's Name:	DD	Date Of Birth:	08-04-1997
Email Address:	[redacted]	Gender:	MALE
Candidate's Mobile:	1111111111	Alternate Mobile:	9999999999
Nationality:	INDIAN		
Identity Type:	CLASS XII ADMIT CARD ISSUED BY THE BOARD	Identity Number:	2222222222222222

Present Address

Premises No./Name:	AAAAA	Locality:	AAAAAAAAA
Sub-Locality:	AAAAAAAAAA	Country:	INDIA
State Name:	UTTAR PRADESH	District Name:	AYODHYA
Pincode:	212122		

Permanent Address

Premises No./Name:	AAAAA	Locality:	AAAAAAAAA
Sub-Locality:	AAAAAAAAA	Country:	INDIA
State Name:	UTTAR PRADESH	District Name:	AYODHYA
Pincode:	212122		

Security Details

Security Question:	WHAT IS YOUR BIRTH CITY?	Security Answer:	545545

Particulars checklist to be verified

Kindly verify all the particulars used below carefully and ensure you have filled correct information. No change will be permitted once the Registration form is submitted at any later stage of the examination.

☑ Candidate Name ☑ Father Name ☑ Mother Name ☑ Gender ☑ Date Of Birth ☑ Mobile Number ☑ Email Address ☑ Address

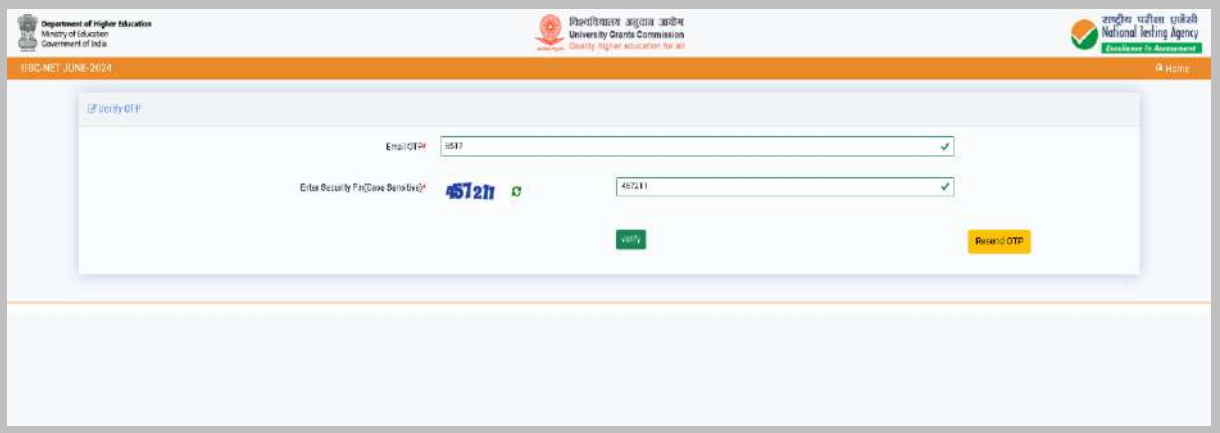

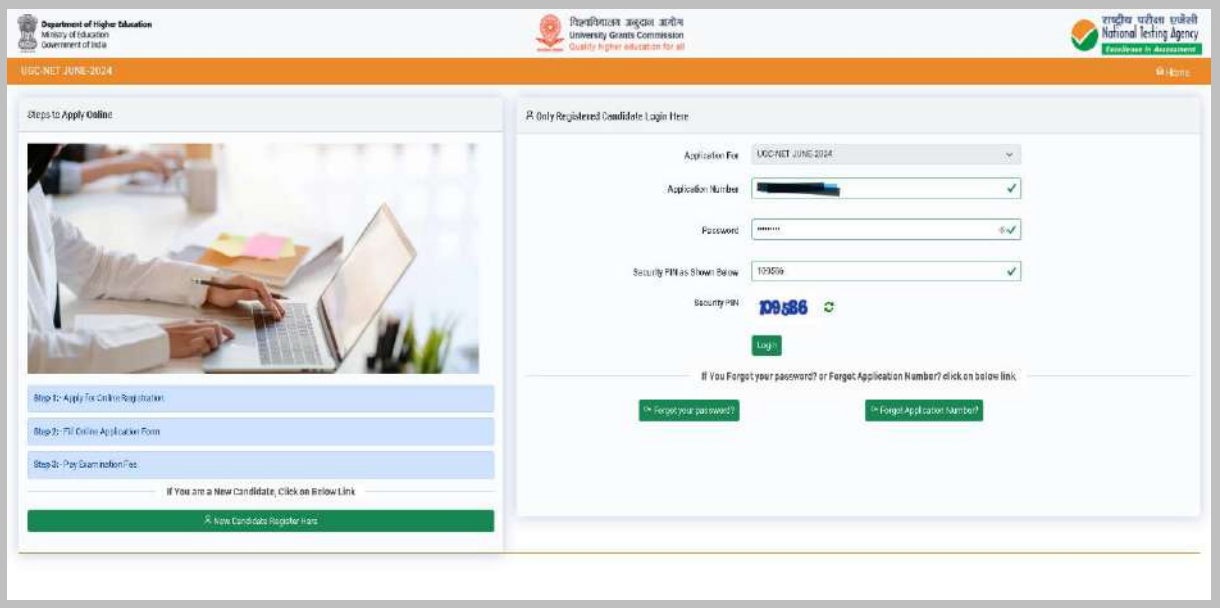

For more job news visit : www.kpscvaani.com

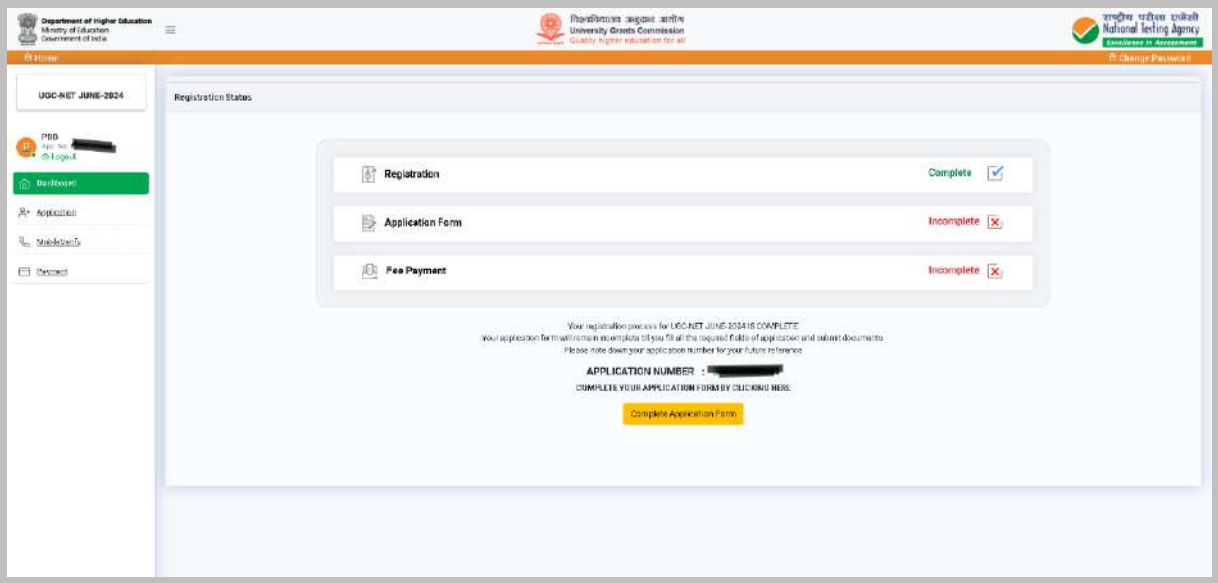

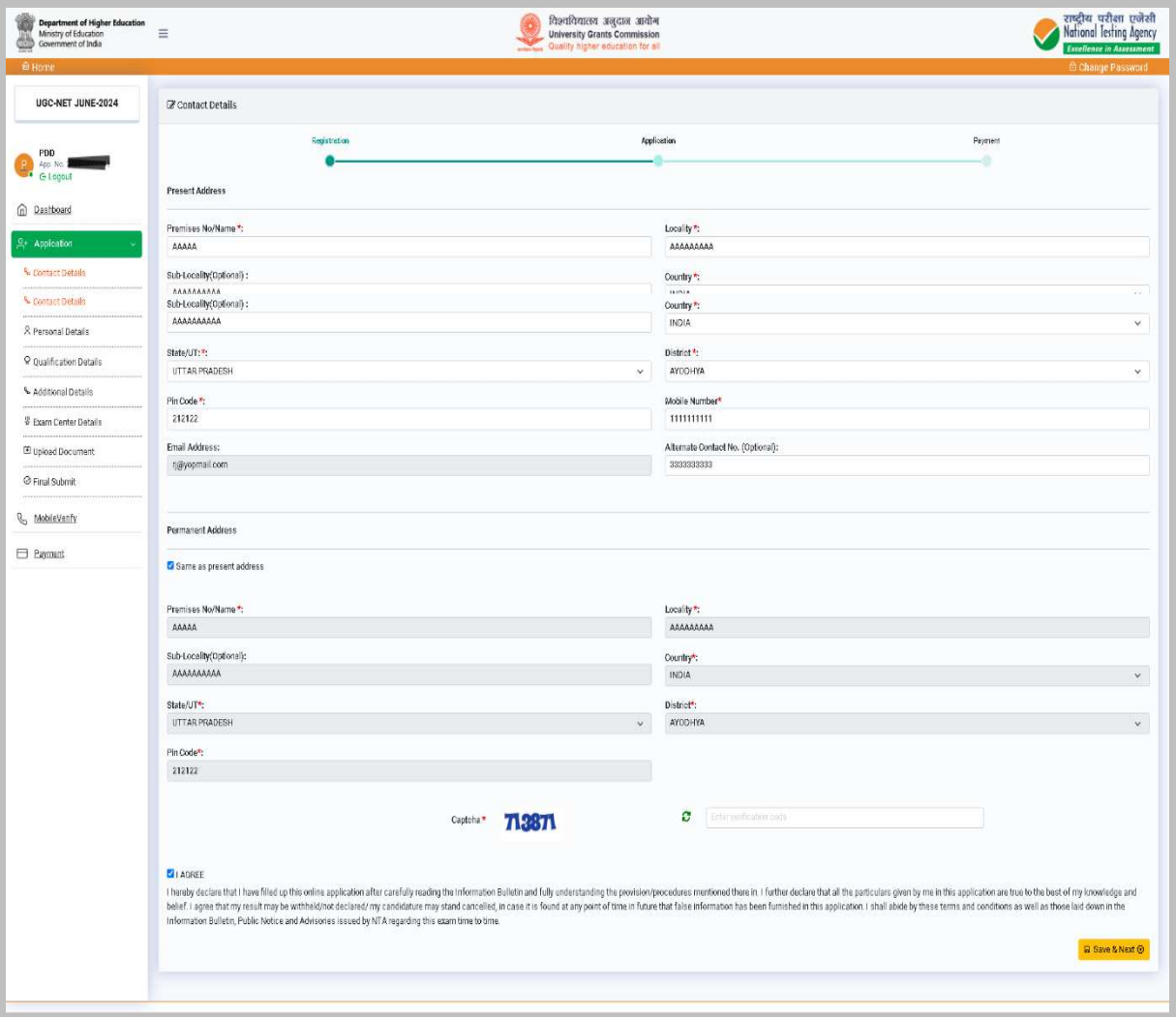

For more job news visit : www.kpscvaani.com

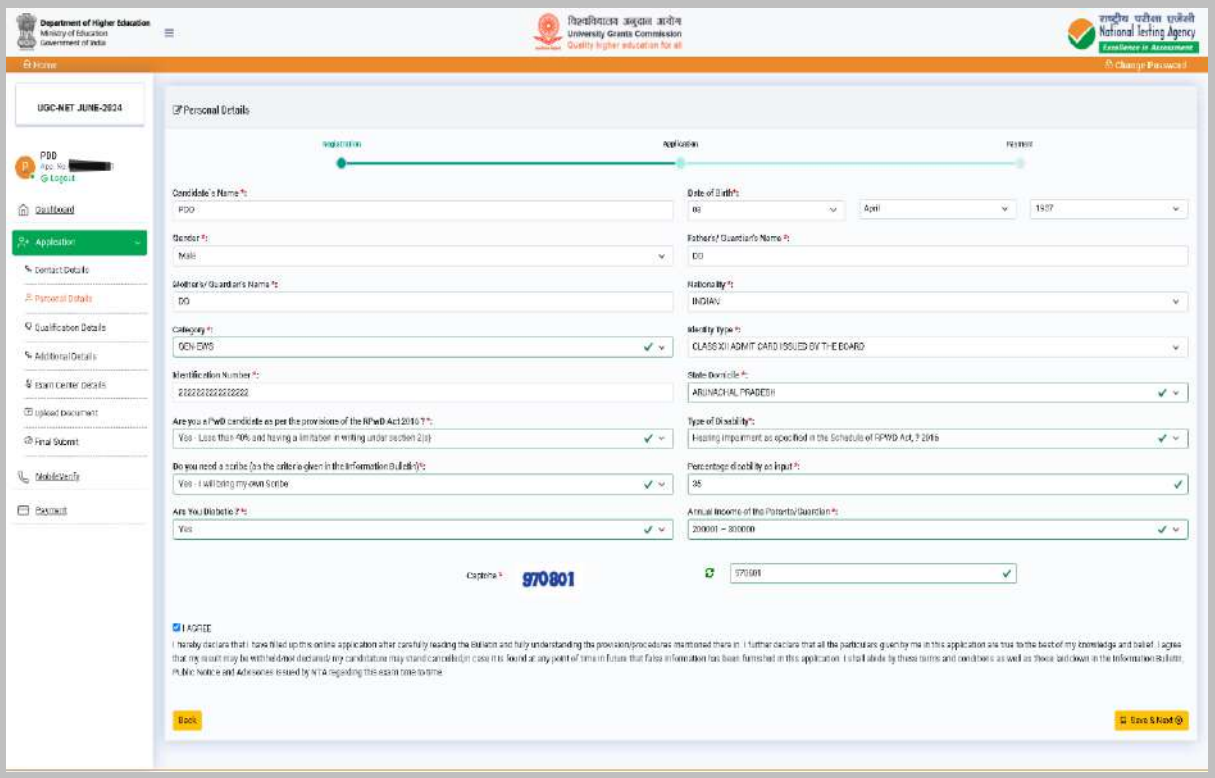

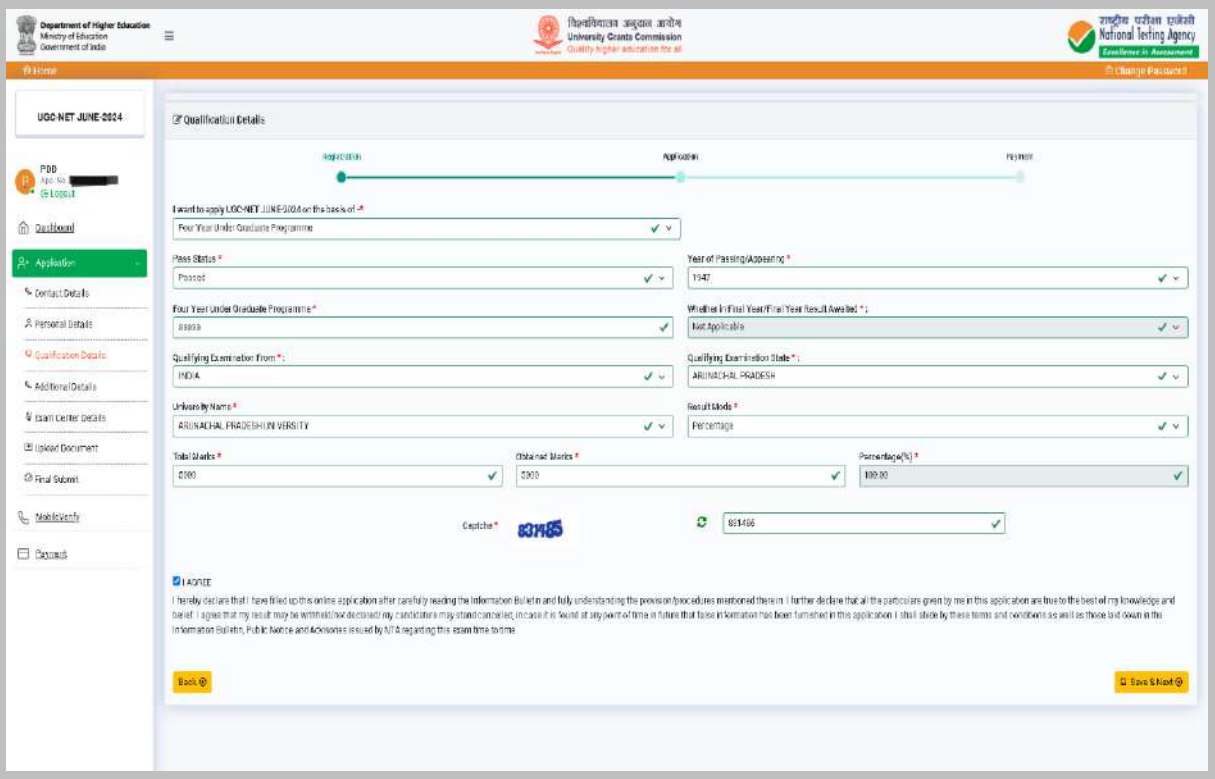

For more job news visit : www.kpscvaani.com

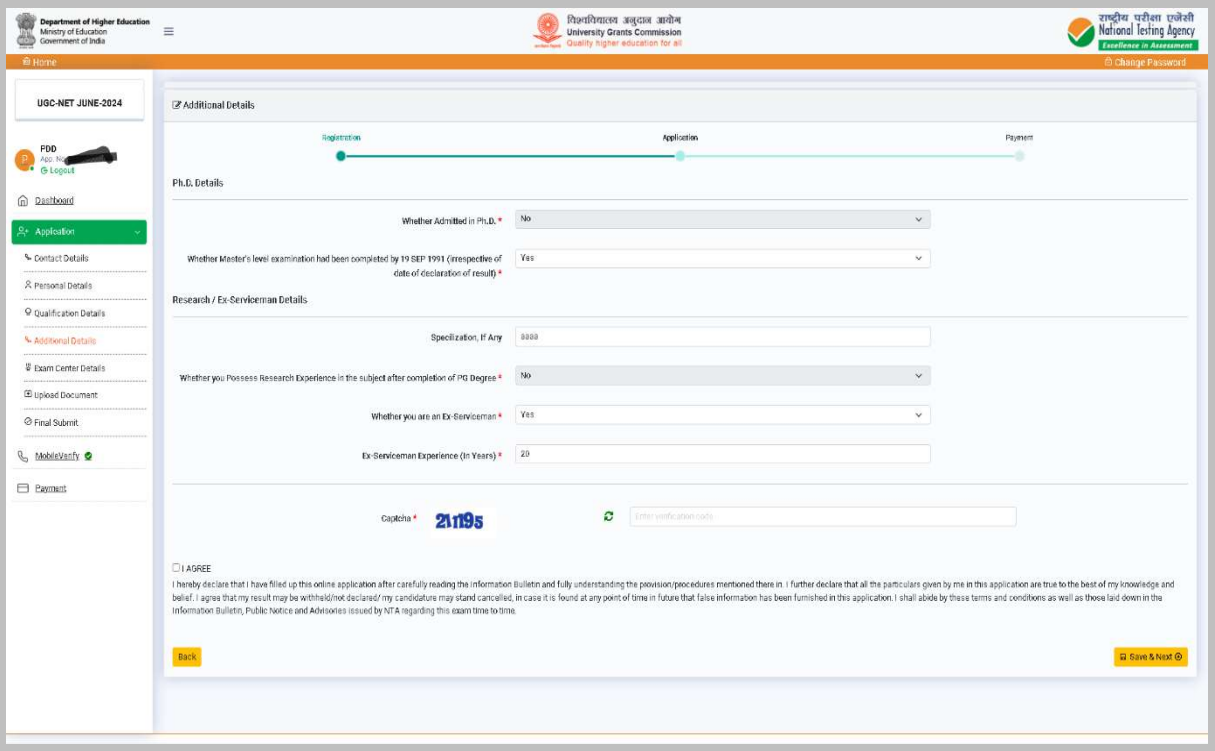

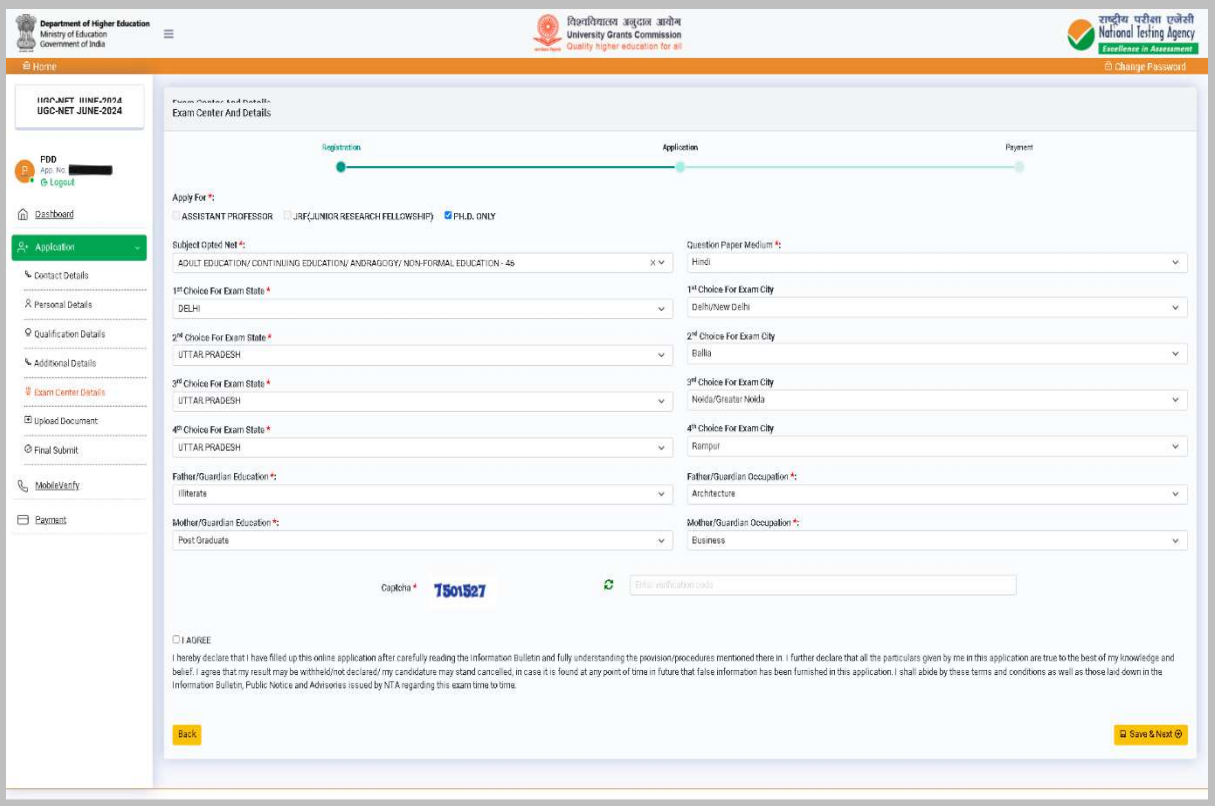

For more job news visit : www.kpscvaani.com

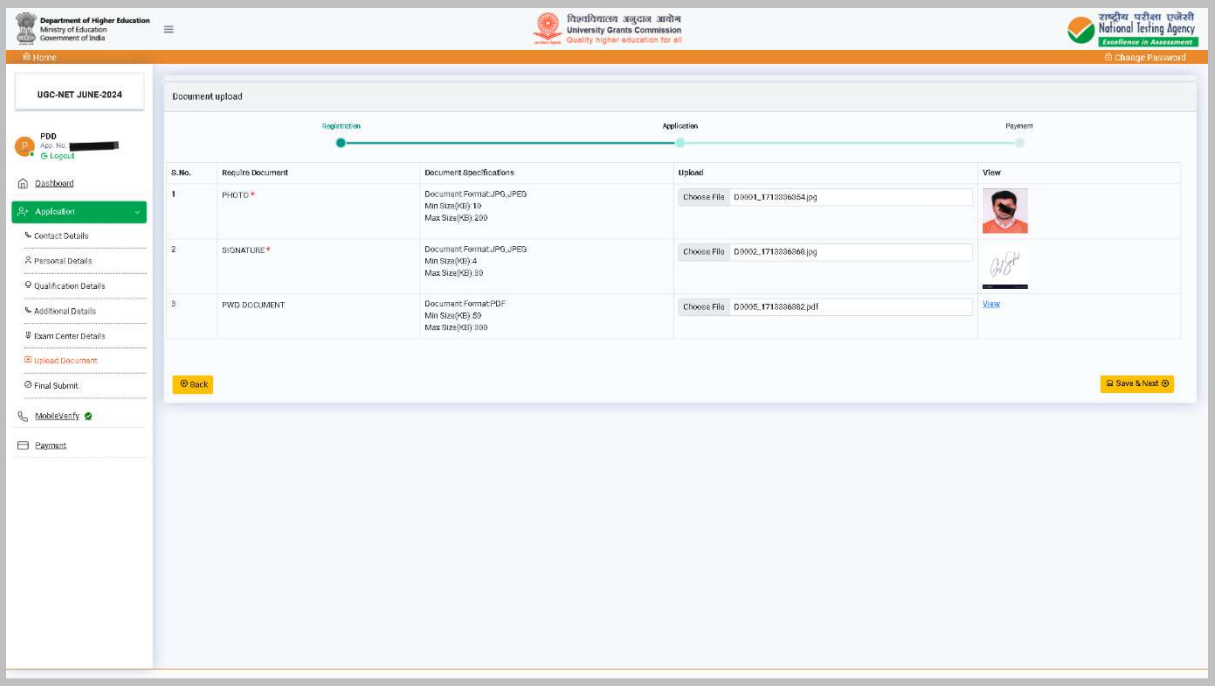

For more job news visit : www.kpscvaani.com

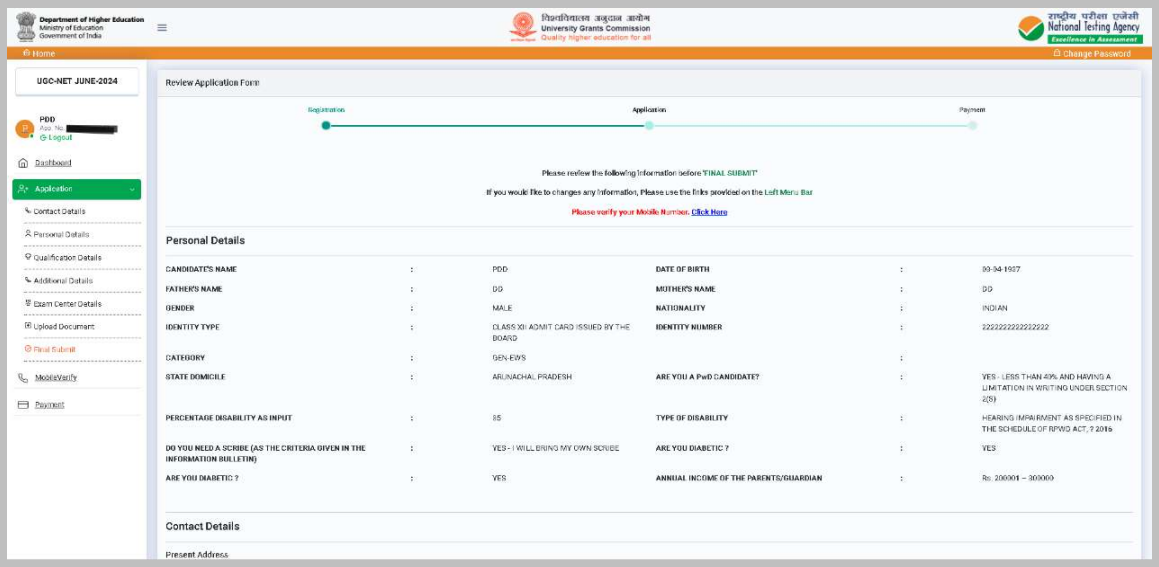

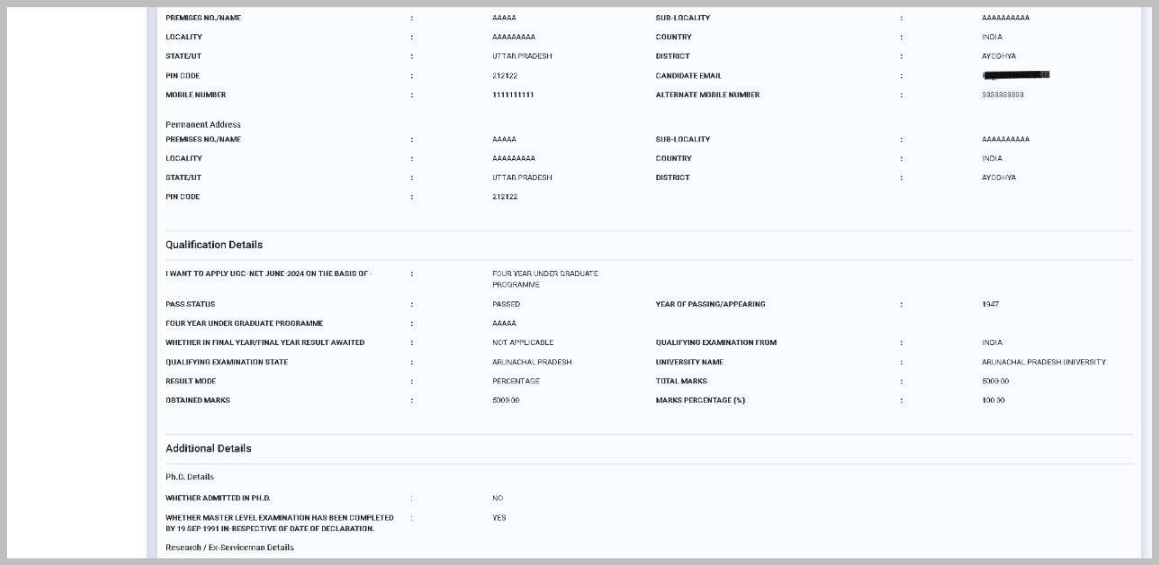

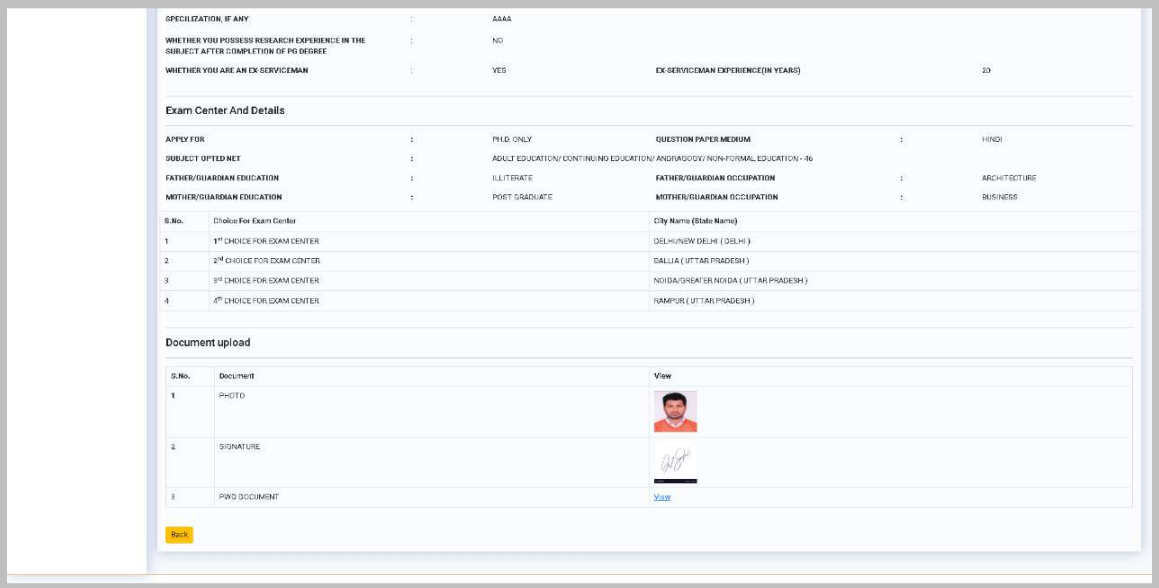

For more job news visit : www.kpscvaani.com

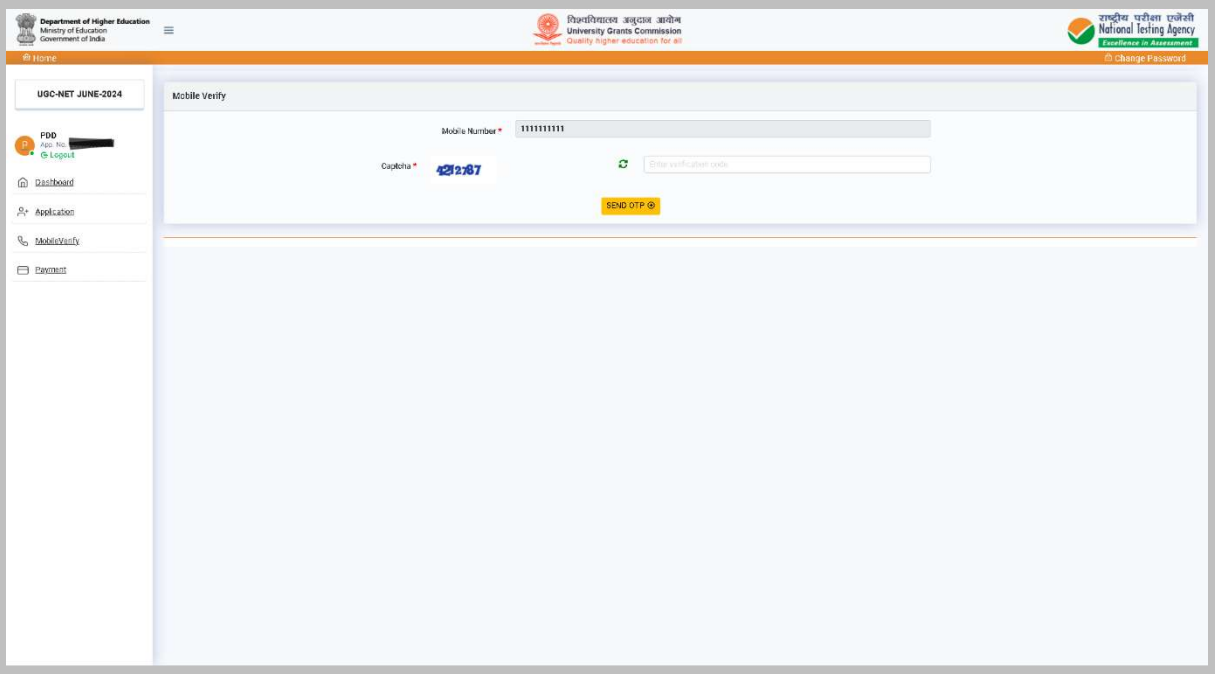

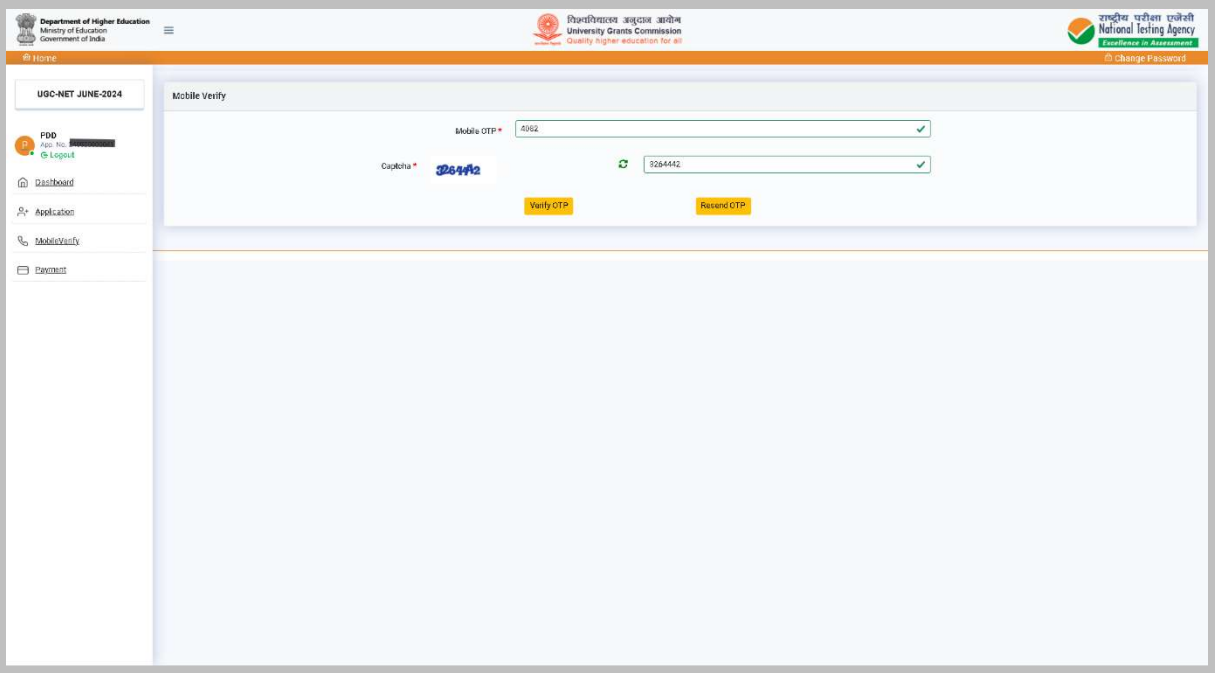

For more job news visit : www.kpscvaani.com

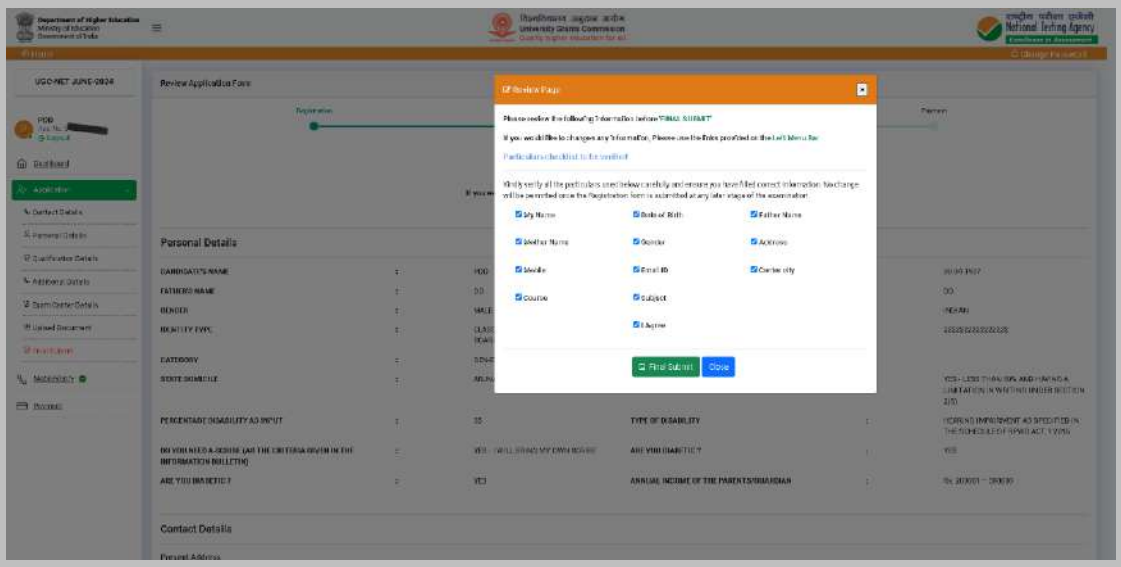

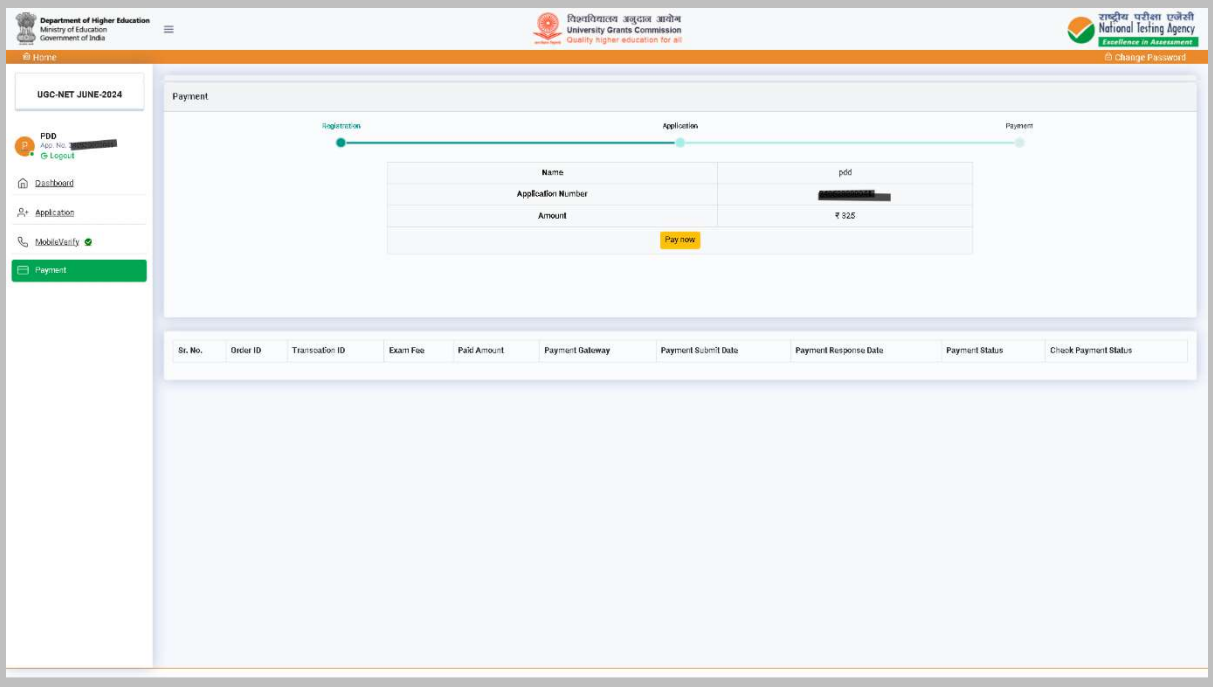

For more job news visit : www.kpscvaani.com

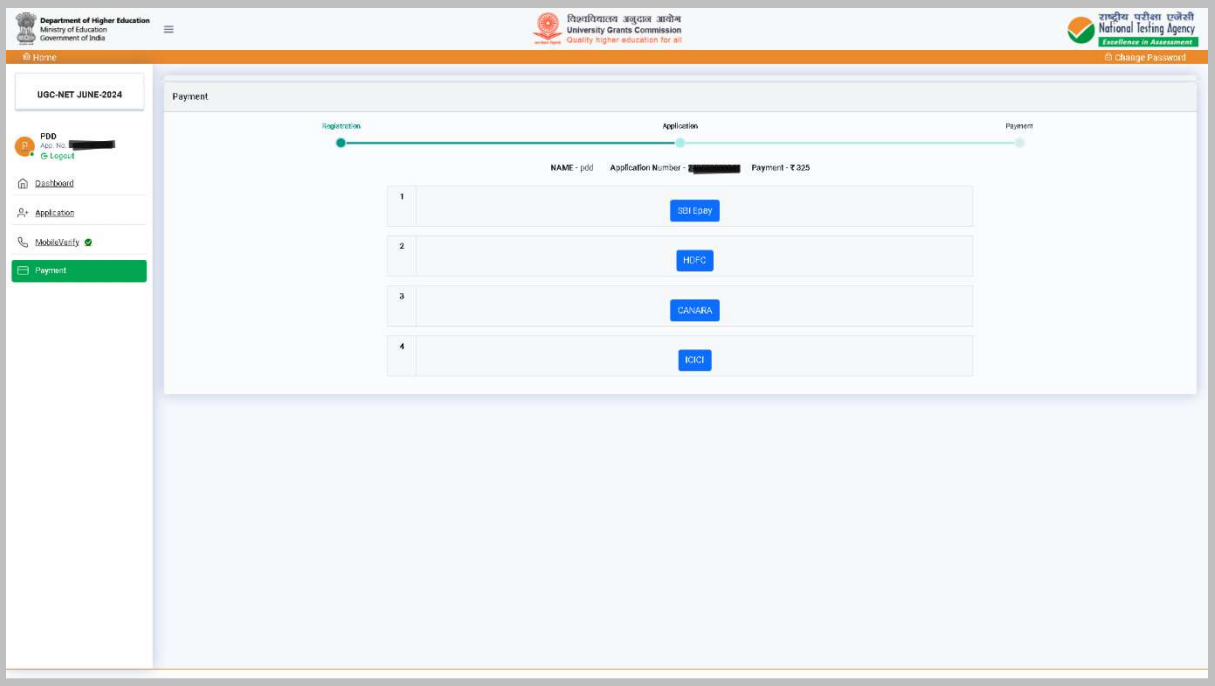

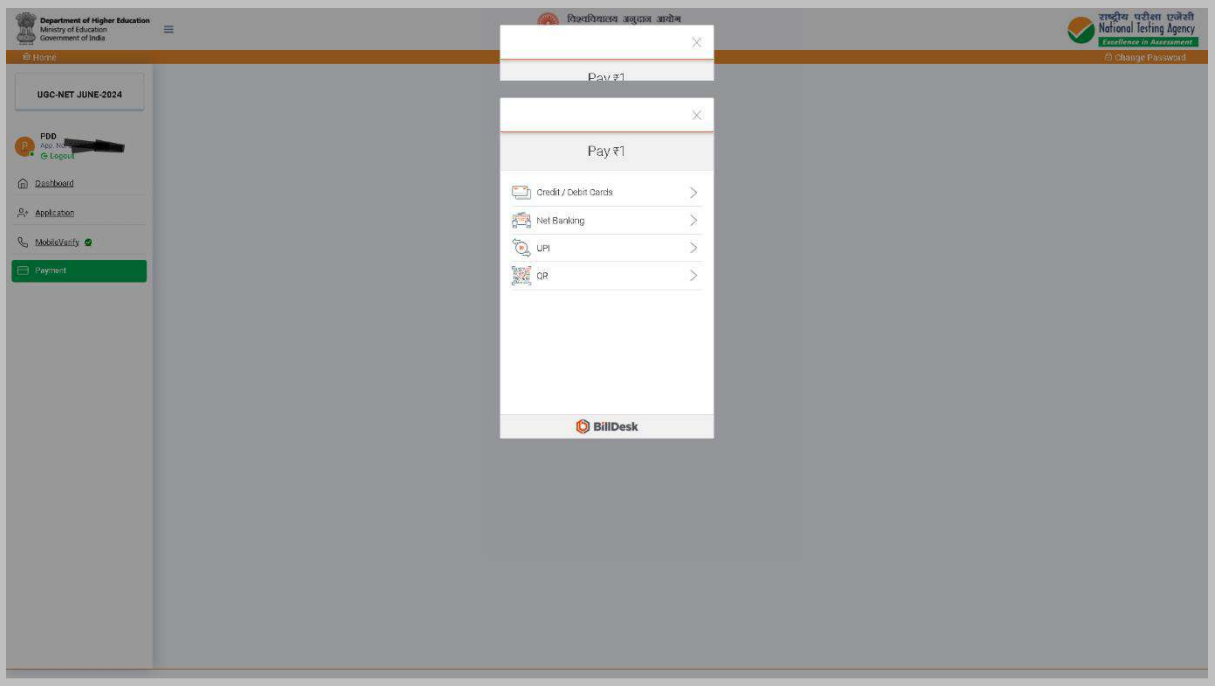

For more job news visit : www.kpscvaani.com

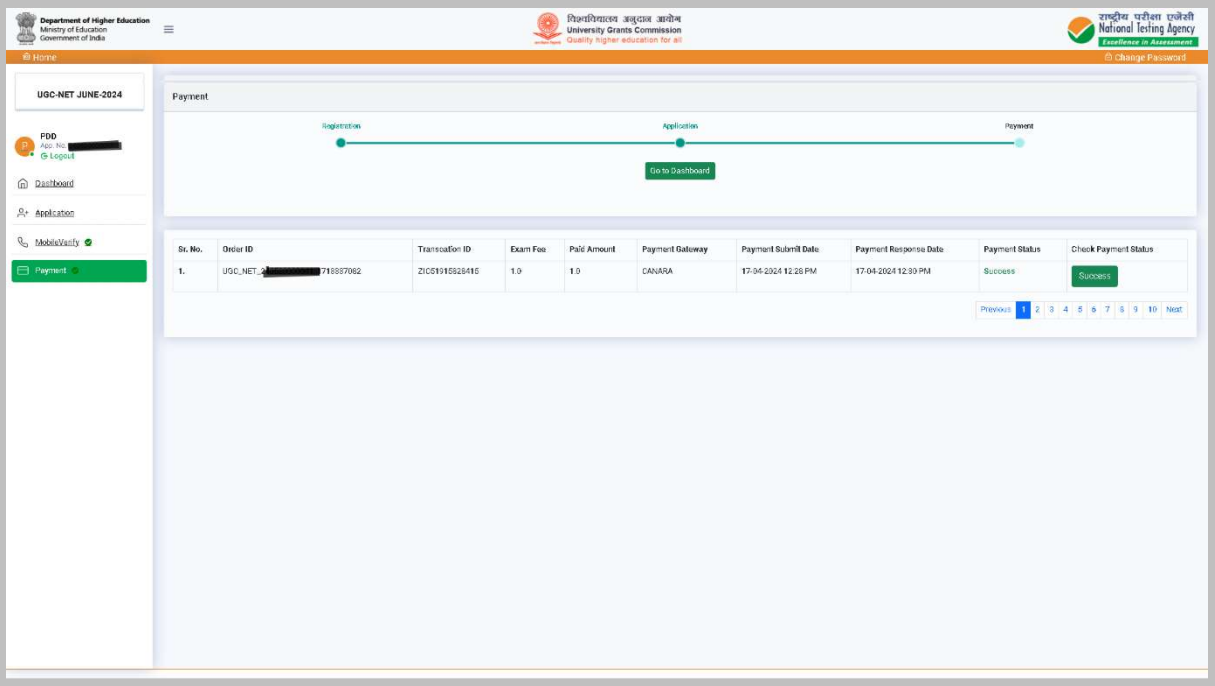

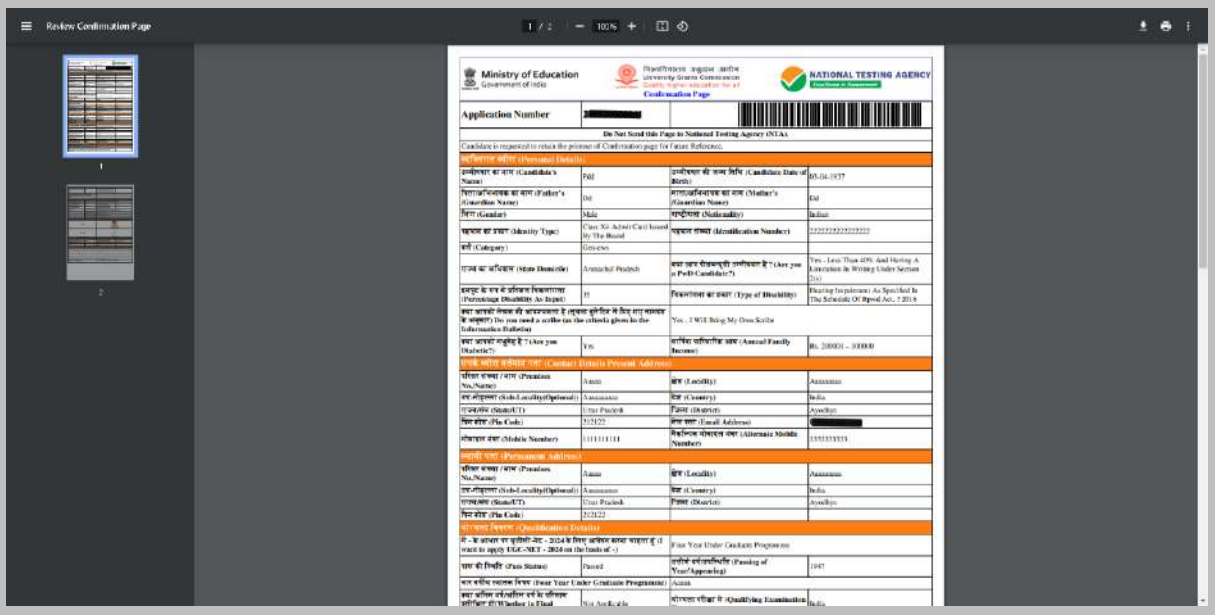

For more job news visit : www.kpscvaani.com

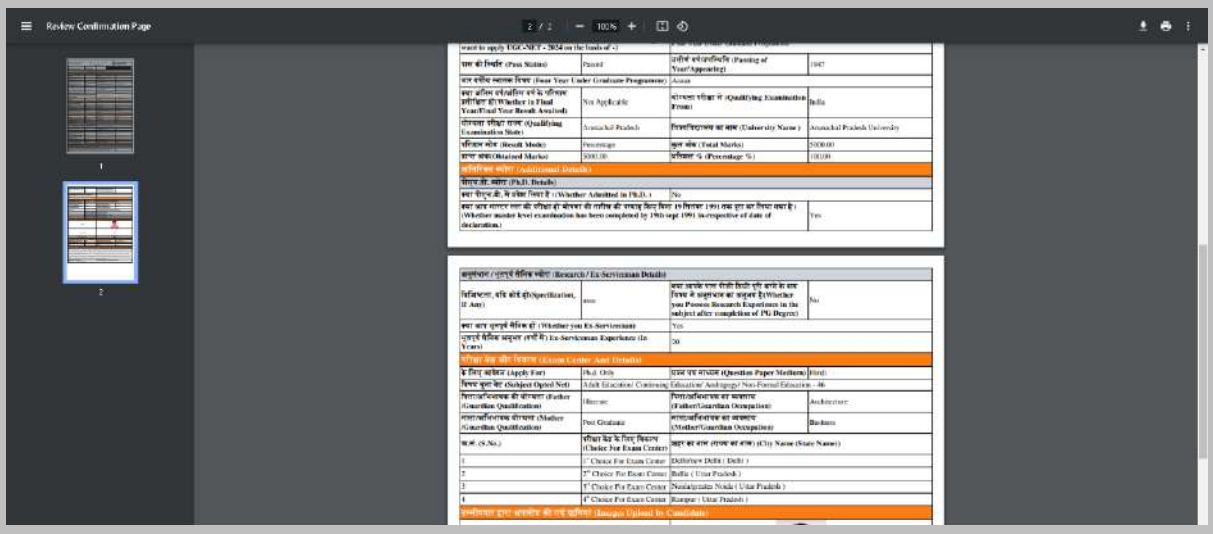

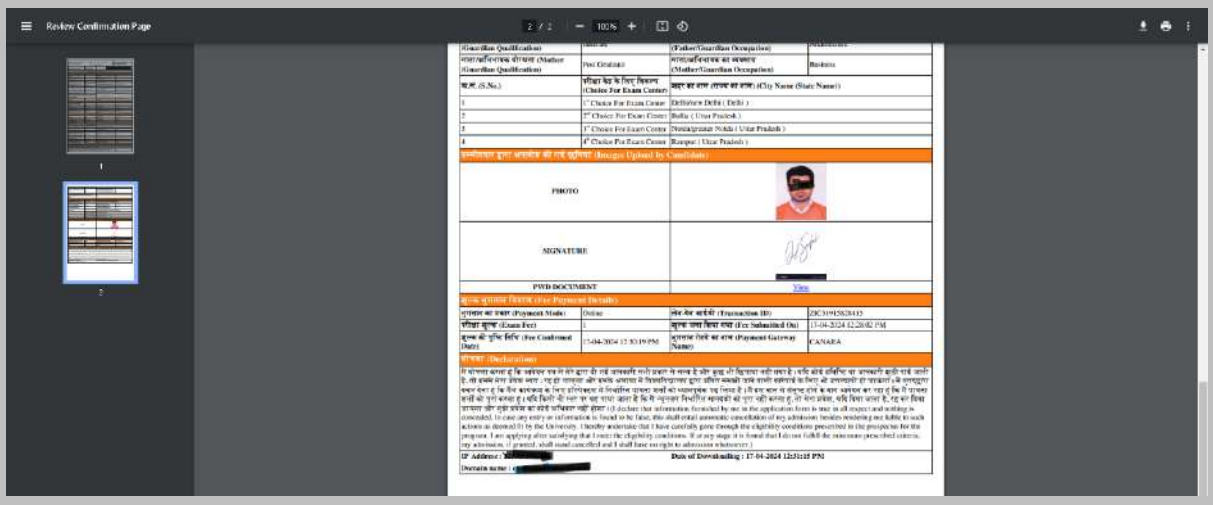

For more job news visit : www.kpscvaani.com

011-69227700
011-40759000

INFORMAION BULLETION

राष्ट्रीय परीक्षा एजेंसी
National Testing Agency
Excellence In Assessment

Address for Correspondence First Floor, NSIC-MDBP Building, Okhla Industrial Estate, New Delhi – 110020

Help Line: For Technical support, contact following during working days between 10.00 a.m. to 5.00 p.m.

www.nta.ac.in
ugcnet.nta.ac.in